



rivera

THE VALLEY

FLOOR PLANS

EMAAR

rivera

THE VALLEY

SEMI DETACHED VILLA

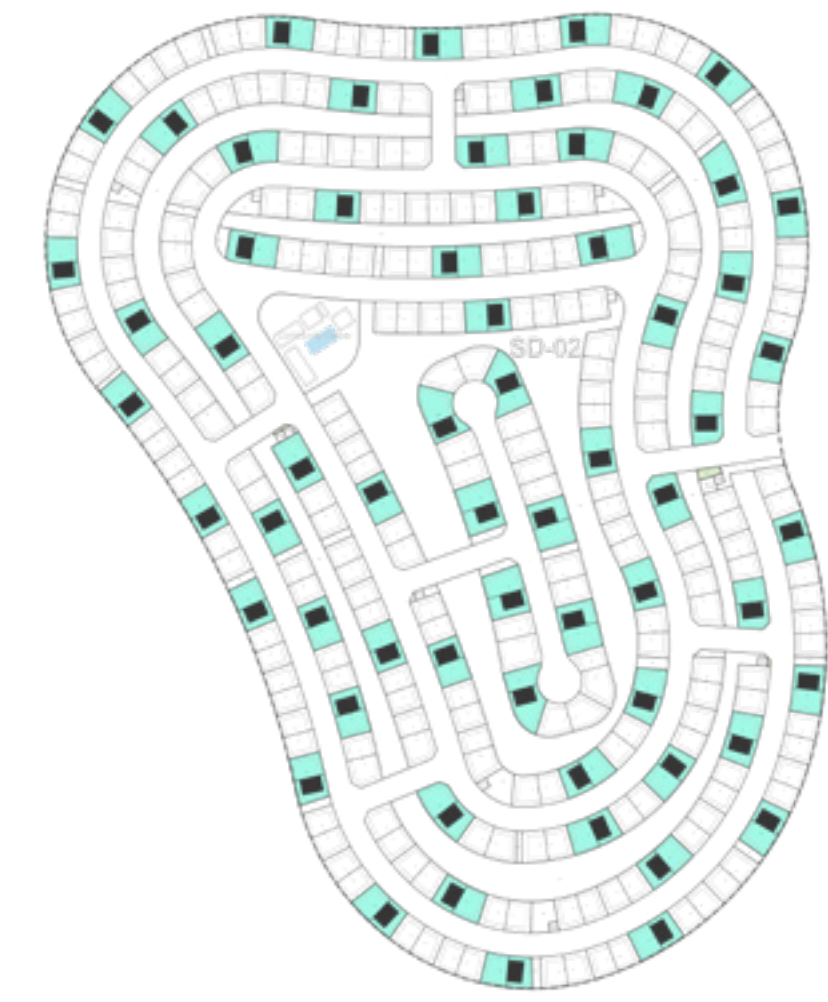
4 BEDROOM

MAGNOLIA-A

UNIT

TOTAL AREA

SUITE AREA	2848.45	SQFT	264.63	SQM
GARAGE AREA	445.63	SQFT	41.40	SQM
BALCONY AREA	399.45	SQFT	37.11	SQM
TOTAL AREA	3693.52	SQFT	343.14	SQM



KEYPLAN



GROUND FLOOR



FIRST FLOOR



SECOND FLOOR

FLOOR PLAN 1. All dimensions are in imperial and metric, and measured from finish to finish excluding construction tolerances. 2. All materials, dimensions, and drawings are approximate only. 3. Information is subject to change without notice, at developer's absolute discretion. 4. Actual area may vary from the stated area. 5. Drawings not to scale. 6. All images used are for illustrative purposes only and do not represent the actual size, features, specifications, fittings, and furnishings. 7. The developer reserves the right to make revisions / alterations, at it's absolute discretion, without any liability whatsoever.

EMAAR

rivera

THE VALLEY

SEMI DETACHED VILLA

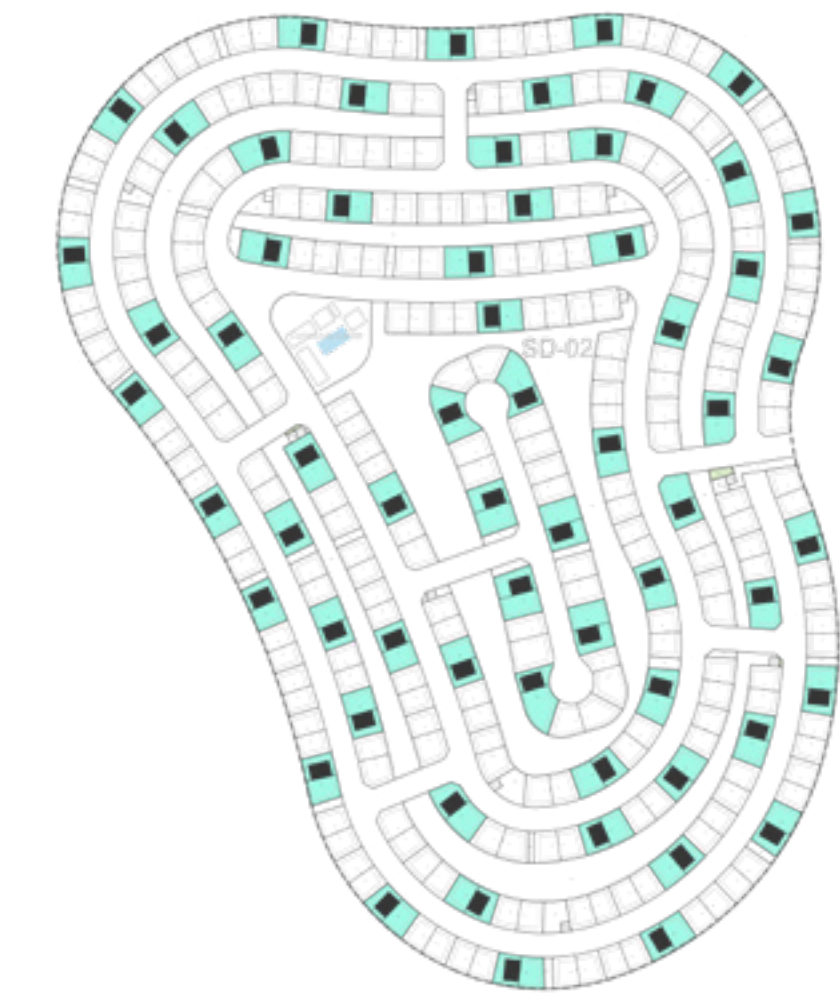
4 BEDROOM

MAGNOLIA-B

UNIT

TOTAL AREA

SUITE AREA	2848.45	SQFT	264.63	SQM
GARAGE AREA	445.63	SQFT	41.40	SQM
BALCONY AREA	399.45	SQFT	37.11	SQM
TOTAL AREA	3693.52	SQFT	343.14	SQM



KEYPLAN



GROUND FLOOR



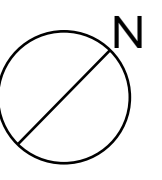
FIRST FLOOR



SECOND FLOOR

FLOOR PLAN 1. All dimensions are in imperial and metric, and measured from finish to finish excluding construction tolerances. 2. All materials, dimensions, and drawings are approximate only. 3. Information is subject to change without notice, at developer's absolute discretion. 4. Actual area may vary from the stated area. 5. Drawings not to scale. 6. All images used are for illustrative purposes only and do not represent the actual size, features, specifications, fittings, and furnishings. 7. The developer reserves the right to make revisions / alterations, at it's absolute discretion, without any liability whatsoever.

EMAAR



rivera

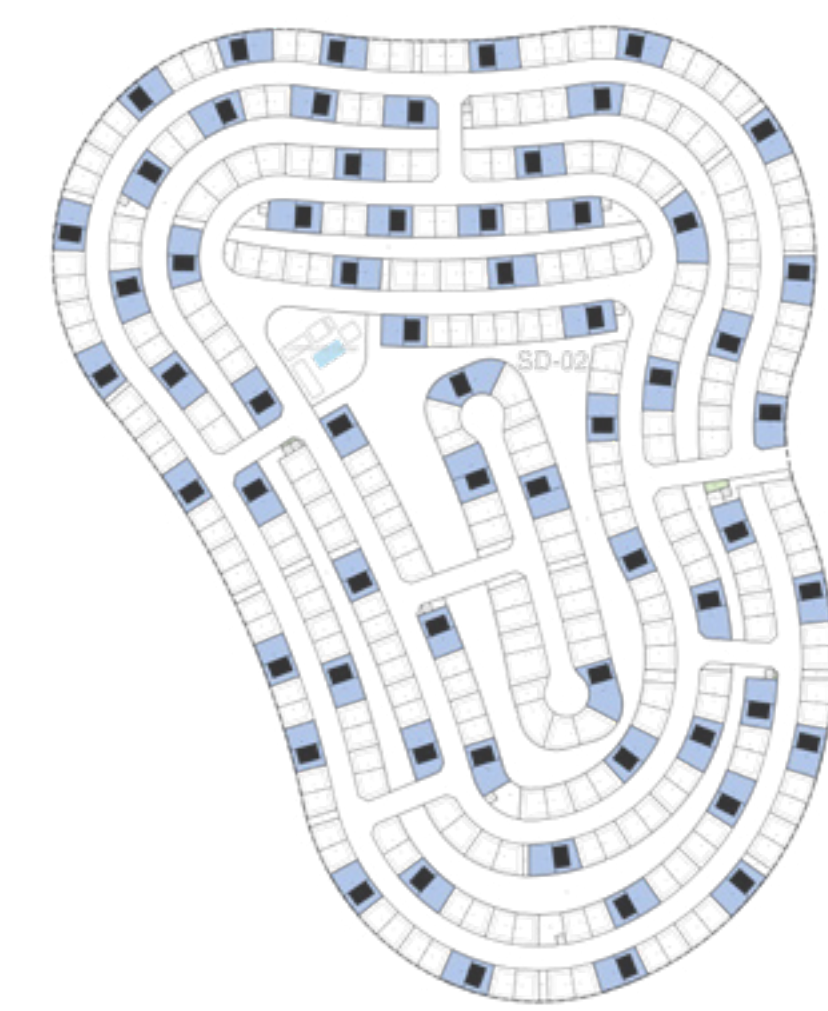
THE VALLEY

SEMI DETACHED VILLA

4 BEDROOM

LOTUS-A

UNIT	TOTAL AREA			
SUITE AREA	2846.41	SQFT	264.44	SQM
GARAGE AREA	445.63	SQFT	41.40	SQM
BALCONY AREA	396.22	SQFT	36.81	SQM
TOTAL AREA	3688.25	SQFT	342.65	SQM



KEYPLAN



GROUND FLOOR



FIRST FLOOR



SECOND FLOOR

FLOOR PLAN 1. All dimensions are in imperial and metric, and measured from finish to finish excluding construction tolerances. 2. All materials, dimensions, and drawings are approximate only. 3. Information is subject to change without notice, at developer's absolute discretion. 4. Actual area may vary from the stated area. 5. Drawings not to scale. 6. All images used are for illustrative purposes only and do not represent the actual size, features, specifications, fittings, and furnishings. 7. The developer reserves the right to make revisions / alterations, at it's absolute discretion, without any liability whatsoever.

rivera

THE VALLEY

SEMI DETACHED VILLA

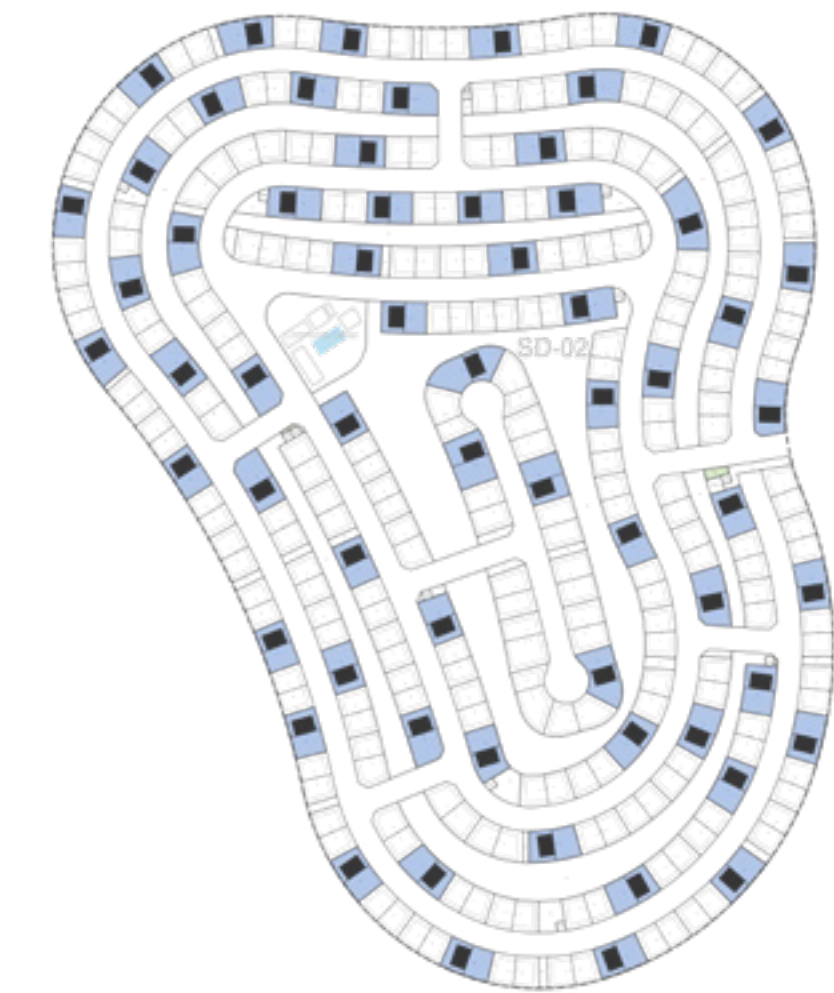
4 BEDROOM

LOTUS-B

UNIT

TOTAL AREA

SUITE AREA	2846.41	SQFT	264.44	SQM
GARAGE AREA	445.63	SQFT	41.40	SQM
BALCONY AREA	396.22	SQFT	36.81	SQM
TOTAL AREA	3688.25	SQFT	342.65	SQM



KEYPLAN



GROUND FLOOR



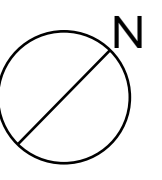
FIRST FLOOR



SECOND FLOOR

FLOOR PLAN 1. All dimensions are in imperial and metric, and measured from finish to finish excluding construction tolerances. 2. All materials, dimensions, and drawings are approximate only. 3. Information is subject to change without notice, at developer's absolute discretion. 4. Actual area may vary from the stated area. 5. Drawings not to scale. 6. All images used are for illustrative purposes only and do not represent the actual size, features, specifications, fittings, and furnishings. 7. The developer reserves the right to make revisions / alterations, at it's absolute discretion, without any liability whatsoever.

EMAAR



rivera

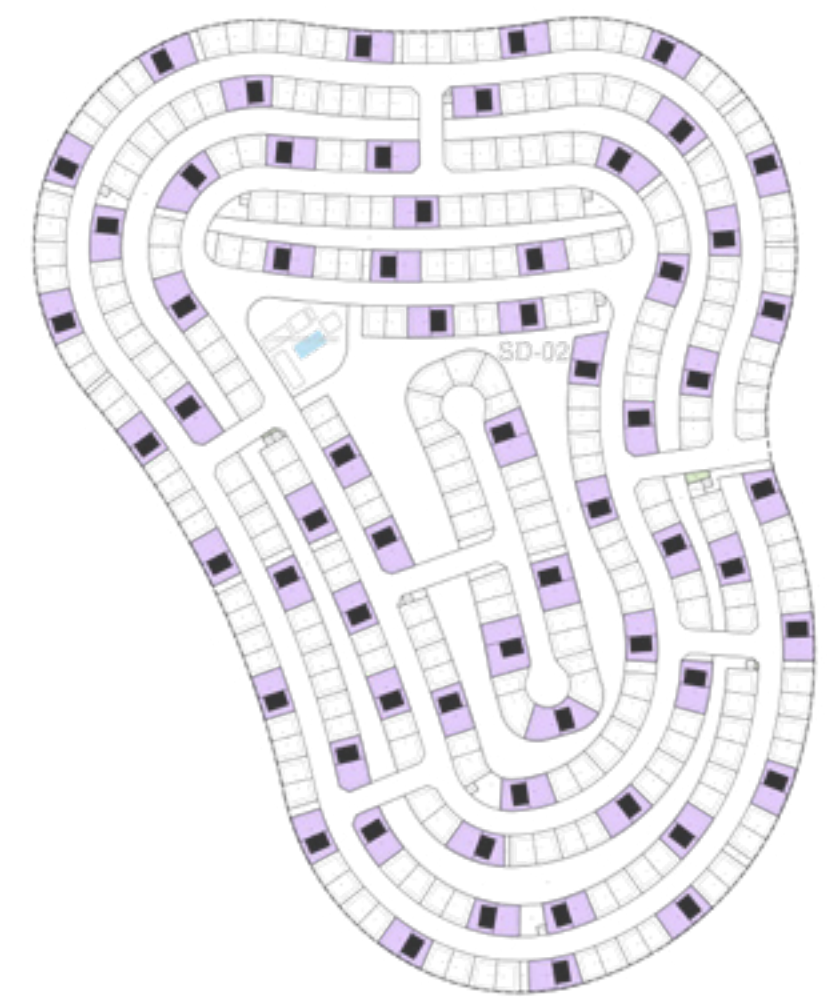
THE VALLEY

SEMI DETACHED VILLA

4 BEDROOM

LAVENDER-A

UNIT	TOTAL AREA			
SUITE AREA	2857.28	SQFT	265.45	SQM
GARAGE AREA	445.63	SQFT	41.40	SQM
BALCONY AREA	411.18	SQFT	38.20	SQM
TOTAL AREA	3714.08	SQFT	345.05	SQM



KEYPLAN



GROUND FLOOR

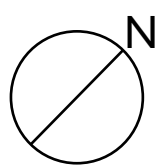


FIRST FLOOR



SECOND FLOOR

FLOOR PLAN 1. All dimensions are in imperial and metric, and measured from finish to finish excluding construction tolerances. 2. All materials, dimensions, and drawings are approximate only. 3. Information is subject to change without notice, at developer's absolute discretion. 4. Actual area may vary from the stated area. 5. Drawings not to scale. 6. All images used are for illustrative purposes only and do not represent the actual size, features, specifications, fittings, and furnishings. 7. The developer reserves the right to make revisions / alterations, at it's absolute discretion, without any liability whatsoever.



rivera

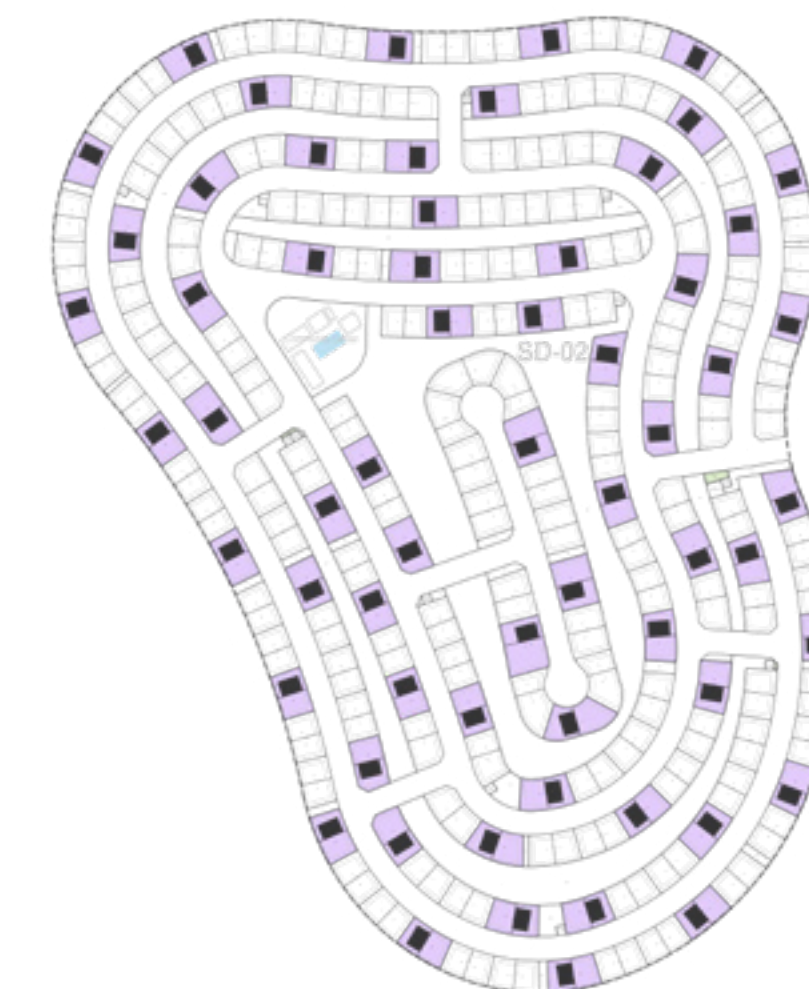
THE VALLEY

SEMI DETACHED VILLA

4 BEDROOM

LAVENDER-B

UNIT	TOTAL AREA			
SUITE AREA	2857.28	SQFT	265.45	SQM
GARAGE AREA	445.63	SQFT	41.40	SQM
BALCONY AREA	411.18	SQFT	38.20	SQM
TOTAL AREA	3714.08	SQFT	345.05	SQM



KEYPLAN



GROUND FLOOR



FIRST FLOOR



SECOND FLOOR