

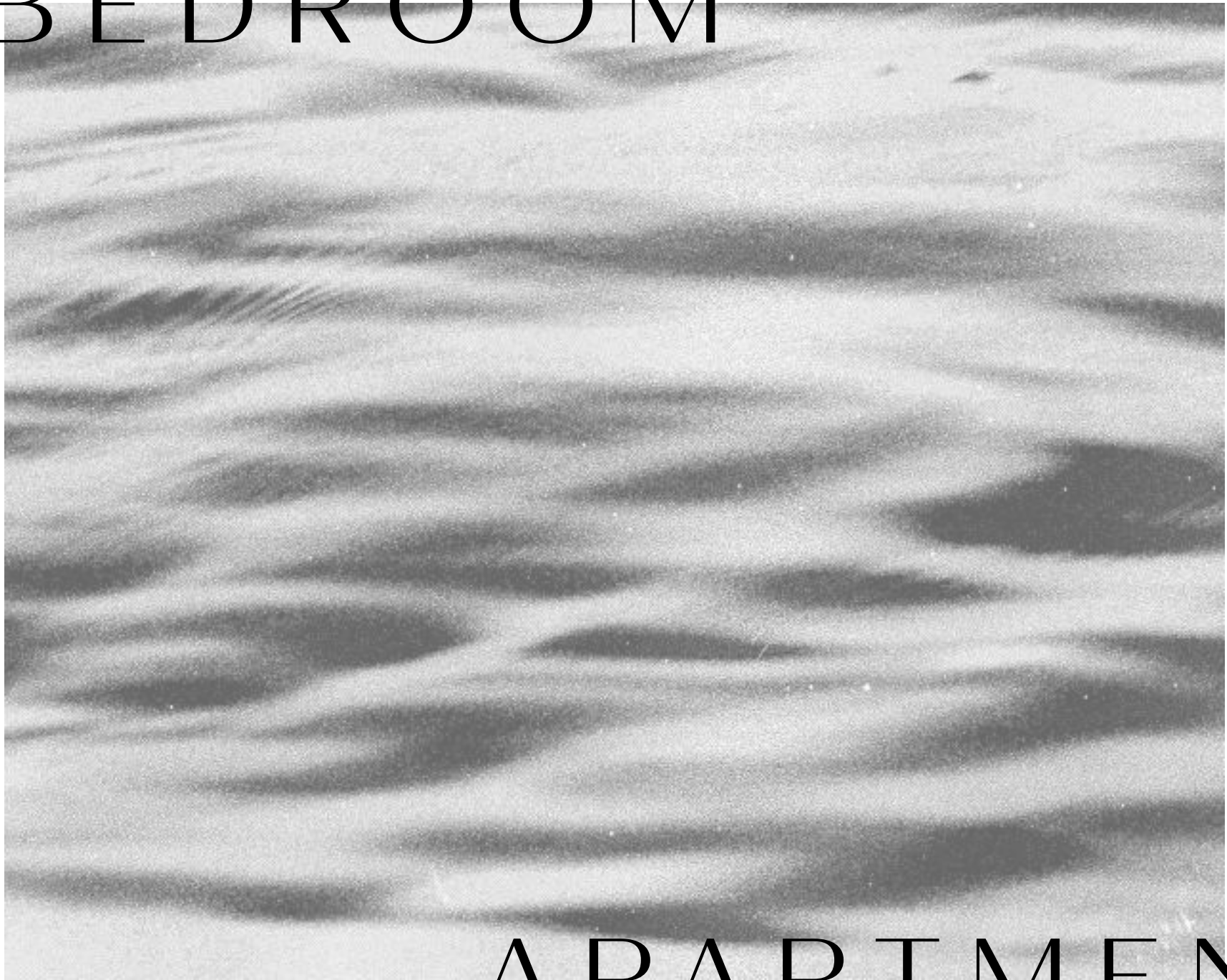
# CITY WALK

C R E S T L A N E

FLOOR PLANS  
CRESTLANE 3

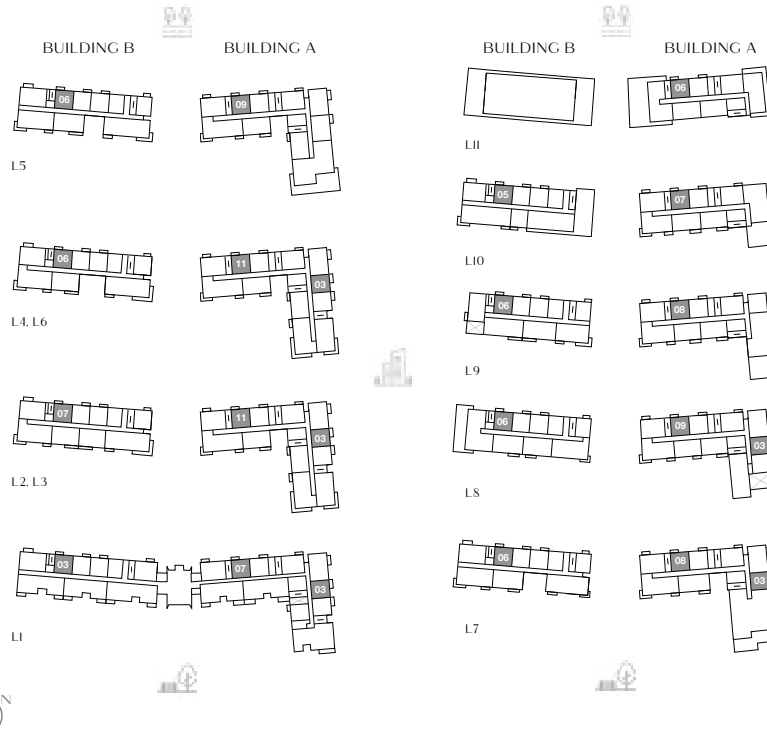


1-BEDROOM



APARTMENT

# I-BEDROOM TYPE A A2

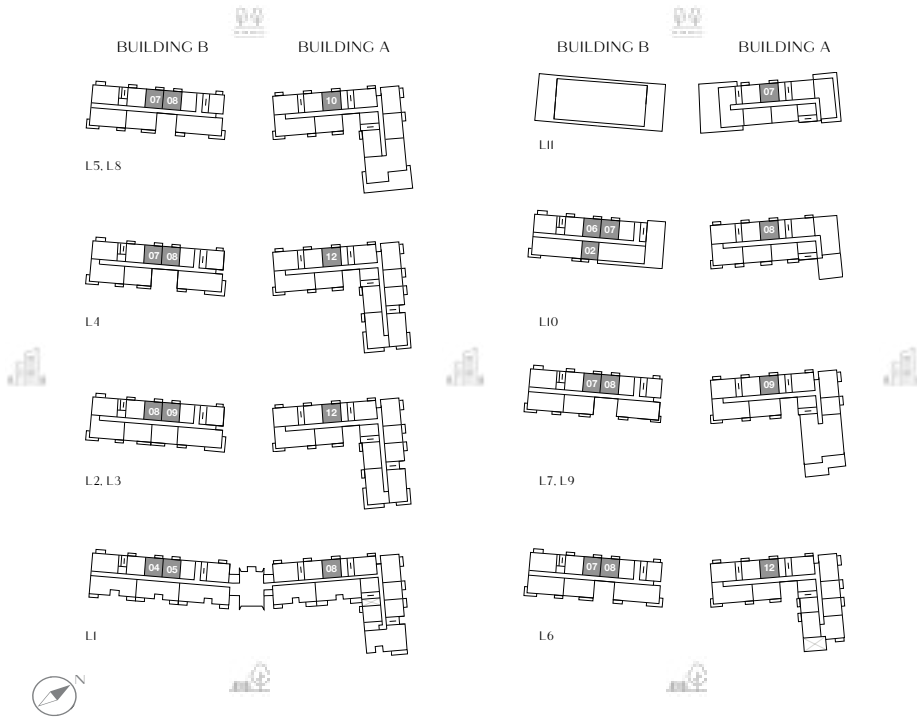


| BUILDING | UNIT NUMBER                          | SUITE AREA |        | BALCONY AREA |       | TOTAL AREA |        |
|----------|--------------------------------------|------------|--------|--------------|-------|------------|--------|
|          |                                      | SQM        | SQFT   | SQM          | SQFT  | SQM        | SQFT   |
| A        | 103-203-303-703-803                  | 68.34      | 735.61 | 6.60         | 71.04 | 74.94      | 806.65 |
|          | 107-211-311-411-509-908-1106         | 68.42      | 736.47 | 4.86         | 52.31 | 73.28      | 788.78 |
|          | 708-809                              | 68.42      | 736.47 | 4.97         | 53.50 | 73.39      | 789.96 |
|          | 403                                  | 68.34      | 735.61 | 6.59         | 70.93 | 74.93      | 806.54 |
|          | 603                                  | 68.34      | 735.61 | 6.71         | 72.23 | 75.05      | 807.83 |
|          | 611                                  | 68.44      | 736.68 | 4.86         | 52.31 | 73.30      | 788.99 |
|          | 1007                                 | 68.43      | 736.57 | 4.86         | 52.31 | 73.29      | 788.89 |
| B        | 103-207-307-406-506-606-806-906-1005 | 68.35      | 735.71 | 6.43         | 69.21 | 74.78      | 804.93 |
|          | 706                                  | 68.24      | 734.53 | 6.42         | 69.10 | 74.66      | 803.63 |

DISCLAIMER: PLANS, DETAILS AND UNIT ORIENTATION INCLUDED ARE INDICATIVE ONLY AND ARE SUBJECT TO CHANGE BY THE DEVELOPER/SELLER AT ITS SOLE DISCRETION WITHOUT NOTICE AND/OR LIABILITY. ALL IMAGES, INCLUDING FEATURES, FINISHES, FURNISHINGS, VIEW AND SCALE ARE ILLUSTRATIVE ONLY. FINAL AREAS, ORIENTATION, DIMENSIONS, LAYOUT AND MATERIALS MAY DIFFER FROM THOSE STATED.

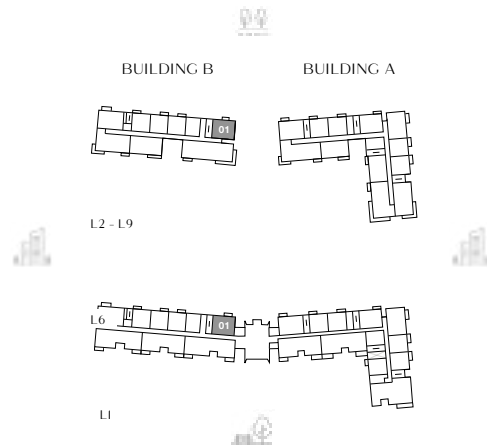
# I-BEDROOM TYPE A - (M)

## A2, A4



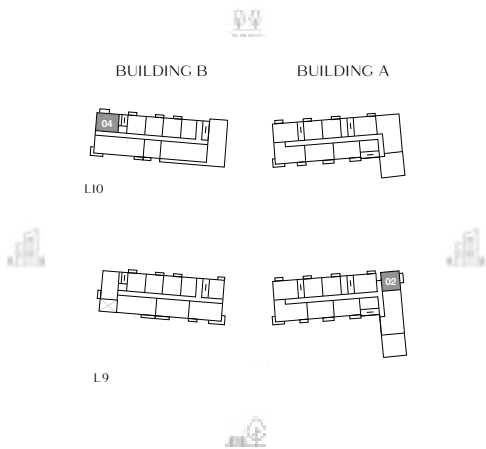
| BUILDING | UNIT NUMBER                          | SUITE AREA |        | BALCONY AREA |       | TOTAL AREA |        |
|----------|--------------------------------------|------------|--------|--------------|-------|------------|--------|
|          |                                      | SQM        | SQFT   | SQM          | SQFT  | SQM        | SQFT   |
| A        | 212-312-412-510-810-909-1008-1107    | 68.42      | 736.47 | 4.84         | 52.10 | 73.26      | 788.56 |
|          | 108                                  | 68.43      | 736.57 | 4.84         | 52.10 | 73.27      | 788.67 |
|          | 612                                  | 68.41      | 736.36 | 4.84         | 52.10 | 73.25      | 788.46 |
|          | 709                                  | 68.42      | 736.47 | 4.95         | 53.28 | 73.37      | 789.75 |
| B        | 104-208-308-407-507-607-707-907-1006 | 68.34      | 735.61 | 6.52         | 70.18 | 74.86      | 805.79 |
|          | 105-209-309-408-508-608              | 68.33      | 735.50 | 6.25         | 67.27 | 74.58      | 802.77 |
|          | 808-1007                             | 68.34      | 735.61 | 6.25         | 67.27 | 74.59      | 802.88 |
|          | 708                                  | 68.44      | 736.68 | 6.26         | 67.38 | 74.70      | 804.06 |
|          | 807                                  | 68.33      | 735.50 | 6.52         | 70.18 | 74.85      | 805.68 |
|          | 908                                  | 68.32      | 735.39 | 6.25         | 67.27 | 74.57      | 802.66 |
|          | 1002                                 | 68.30      | 735.18 | 6.53         | 70.29 | 74.83      | 805.46 |

DISCLAIMER: PLANS, DETAILS AND UNIT ORIENTATION INCLUDED ARE INDICATIVE ONLY AND ARE SUBJECT TO CHANGE BY THE DEVELOPER/SELLER AT ITS SOLE DISCRETION WITHOUT NOTICE AND/OR LIABILITY. ALL IMAGES, INCLUDING FEATURES, FINISHES, FURNISHINGS, VIEW AND SCALE ARE ILLUSTRATIVE ONLY. FINAL AREAS, ORIENTATION, DIMENSIONS, LAYOUT AND MATERIALS MAY DIFFER FROM THOSE STATED.



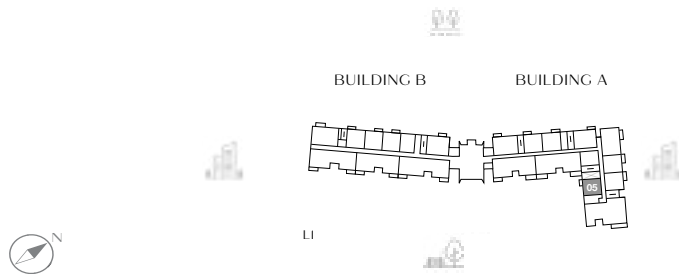
| BUILDING | UNIT NUMBER | SUITE AREA |        | BALCONY AREA |       | TOTAL AREA |        |
|----------|-------------|------------|--------|--------------|-------|------------|--------|
|          |             | SQM        | SQFT   | SQM          | SQFT  | SQM        | SQFT   |
| B        | 101-201     | 68.40      | 736.25 | 4.80         | 51.67 | 73.20      | 787.92 |
|          | 301-501-601 | 68.39      | 736.14 | 4.81         | 51.77 | 73.20      | 787.92 |
|          | 401         | 68.39      | 736.14 | 4.80         | 51.67 | 73.19      | 787.81 |
|          | 701         | 68.28      | 734.96 | 4.80         | 51.67 | 73.08      | 786.63 |
|          | 801         | 68.41      | 736.36 | 4.81         | 51.77 | 73.22      | 788.13 |
|          | 901         | 68.42      | 736.47 | 4.81         | 51.77 | 73.23      | 788.24 |

DISCLAIMER: PLANS, DETAILS AND UNIT ORIENTATION INCLUDED ARE INDICATIVE ONLY AND ARE SUBJECT TO CHANGE BY THE DEVELOPER/SELLER AT ITS SOLE DISCRETION WITHOUT NOTICE AND/OR LIABILITY. ALL IMAGES, INCLUDING FEATURES, FINISHES, FURNISHINGS, VIEW AND SCALE ARE ILLUSTRATIVE ONLY. FINAL AREAS, ORIENTATION, DIMENSIONS, LAYOUT AND MATERIALS MAY DIFFER FROM THOSE STATED.



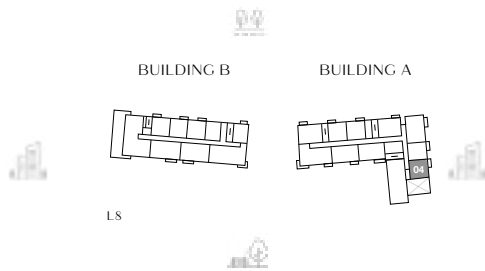
| BUILDING | UNIT NUMBER | SUITE AREA |        | BALCONY AREA |       | TOTAL AREA |        |
|----------|-------------|------------|--------|--------------|-------|------------|--------|
|          |             | SQM        | SQFT   | SQM          | SQFT  | SQM        | SQFT   |
| A        | 902         | 68.07      | 732.70 | 4.70         | 50.59 | 72.77      | 783.29 |
| B        | 1004        | 68.14      | 733.45 | 4.65         | 50.05 | 72.79      | 783.51 |

DISCLAIMER: PLANS, DETAILS AND UNIT ORIENTATION INCLUDED ARE INDICATIVE ONLY AND ARE SUBJECT TO CHANGE BY THE DEVELOPER/SELLER AT ITS SOLE DISCRETION WITHOUT NOTICE AND/OR LIABILITY. ALL IMAGES, INCLUDING FEATURES, FINISHES, FURNISHINGS, VIEW AND SCALE ARE ILLUSTRATIVE ONLY. FINAL AREAS, ORIENTATION, DIMENSIONS, LAYOUT AND MATERIALS MAY DIFFER FROM THOSE STATED.



| BUILDING | UNIT NUMBER | SUITE AREA |        | BALCONY AREA |       | TOTAL AREA |        |
|----------|-------------|------------|--------|--------------|-------|------------|--------|
|          |             | SQM        | SQFT   | SQM          | SQFT  | SQM        | SQFT   |
| A        | 105         | 67.00      | 721.18 | 4.76         | 51.24 | 71.76      | 772.42 |

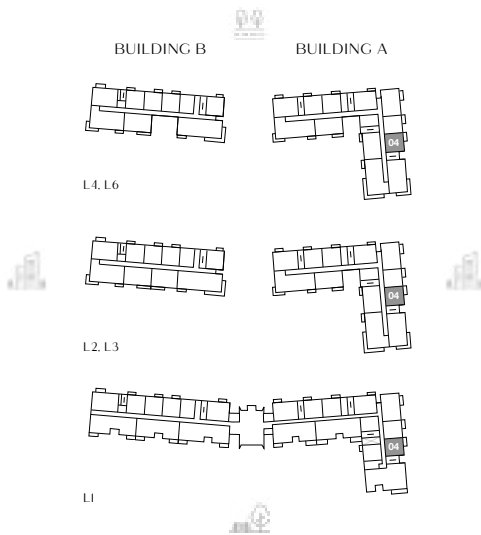
DISCLAIMER: PLANS, DETAILS AND UNIT ORIENTATION INCLUDED ARE INDICATIVE ONLY AND ARE SUBJECT TO CHANGE BY THE DEVELOPER/SELLER AT ITS SOLE DISCRETION WITHOUT NOTICE AND/OR LIABILITY. ALL IMAGES, INCLUDING FEATURES, FINISHES, FURNISHINGS, VIEW AND SCALE ARE ILLUSTRATIVE ONLY. FINAL AREAS, ORIENTATION, DIMENSIONS, LAYOUT AND MATERIALS MAY DIFFER FROM THOSE STATED.



| BUILDING | UNIT NUMBER | SUITE AREA |        | BALCONY AREA |       | TOTAL AREA |        |
|----------|-------------|------------|--------|--------------|-------|------------|--------|
|          |             | SQM        | SQFT   | SQM          | SQFT  | SQM        | SQFT   |
| A        | S04         | 69.27      | 745.62 | 6.46         | 69.53 | 75.73      | 815.15 |

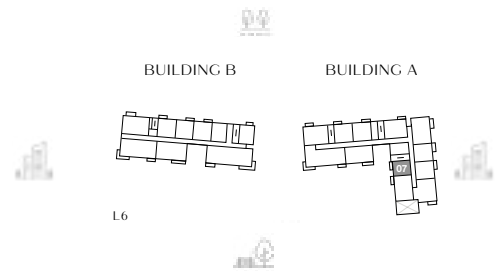
DISCLAIMER: PLANS, DETAILS AND UNIT ORIENTATION INCLUDED ARE INDICATIVE ONLY AND ARE SUBJECT TO CHANGE BY THE DEVELOPER/SELLER AT ITS SOLE DISCRETION WITHOUT NOTICE AND/OR LIABILITY. ALL IMAGES, INCLUDING FEATURES, FINISHES, FURNISHINGS, VIEW AND SCALE ARE ILLUSTRATIVE ONLY. FINAL AREAS, ORIENTATION, DIMENSIONS, LAYOUT AND MATERIALS MAY DIFFER FROM THOSE STATED.





| BUILDING | UNIT NUMBER | SUITE AREA |        | BALCONY AREA |       | TOTAL AREA |        |
|----------|-------------|------------|--------|--------------|-------|------------|--------|
|          |             | SQM        | SQFT   | SQM          | SQFT  | SQM        | SQFT   |
| A        | 104-204     | 68.15      | 733.56 | 6.64         | 71.47 | 74.79      | 805.03 |
|          | 304         | 68.16      | 733.67 | 6.63         | 71.36 | 74.79      | 805.03 |
|          | 404         | 68.14      | 733.45 | 6.63         | 71.36 | 74.77      | 804.82 |
|          | 604         | 67.94      | 731.30 | 6.78         | 72.98 | 74.72      | 804.28 |

DISCLAIMER: PLANS, DETAILS AND UNIT ORIENTATION INCLUDED ARE INDICATIVE ONLY AND ARE SUBJECT TO CHANGE BY THE DEVELOPER/SELLER AT ITS SOLE DISCRETION WITHOUT NOTICE AND/OR LIABILITY. ALL IMAGES, INCLUDING FEATURES, FINISHES, FURNISHINGS, VIEW AND SCALE ARE ILLUSTRATIVE ONLY. FINAL AREAS, ORIENTATION, DIMENSIONS, LAYOUT AND MATERIALS MAY DIFFER FROM THOSE STATED.




| BUILDING | UNIT NUMBER | SUITE AREA |        | BALCONY AREA |       | TOTAL AREA |        |
|----------|-------------|------------|--------|--------------|-------|------------|--------|
|          |             | SQM        | SQFT   | SQM          | SQFT  | SQM        | SQFT   |
| A        | 607         | 68.19      | 733.99 | 6.54         | 70.40 | 74.73      | 804.39 |

DISCLAIMER: PLANS, DETAILS AND UNIT ORIENTATION INCLUDED ARE INDICATIVE ONLY AND ARE SUBJECT TO CHANGE BY THE DEVELOPER/SELLER AT ITS SOLE DISCRETION WITHOUT NOTICE AND/OR LIABILITY. ALL IMAGES, INCLUDING FEATURES, FINISHES, FURNISHINGS, VIEW AND SCALE ARE ILLUSTRATIVE ONLY. FINAL AREAS, ORIENTATION, DIMENSIONS, LAYOUT AND MATERIALS MAY DIFFER FROM THOSE STATED.



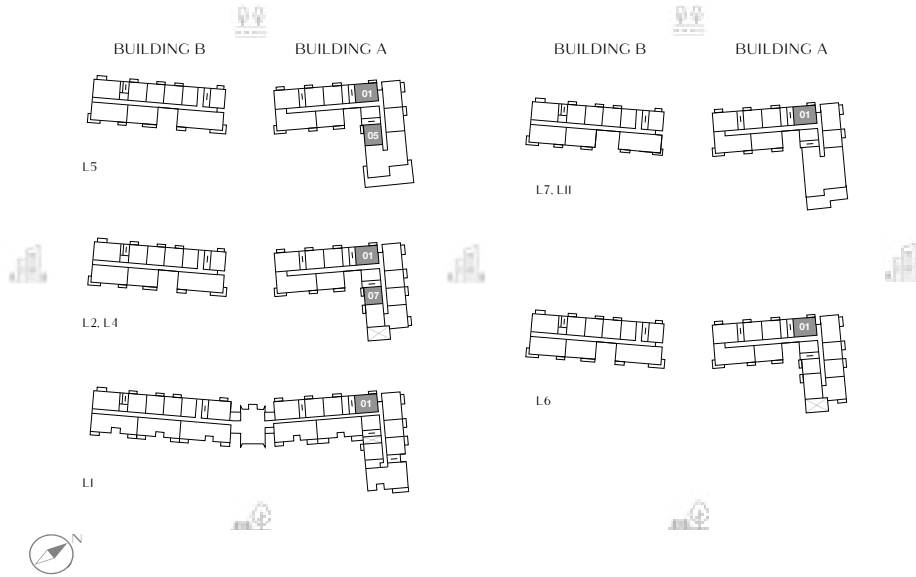
2 - BEDROOM



APARTMENT

# 2-BEDROOM TYPE A A1, A3

CITY WALK  
CRESTLANE

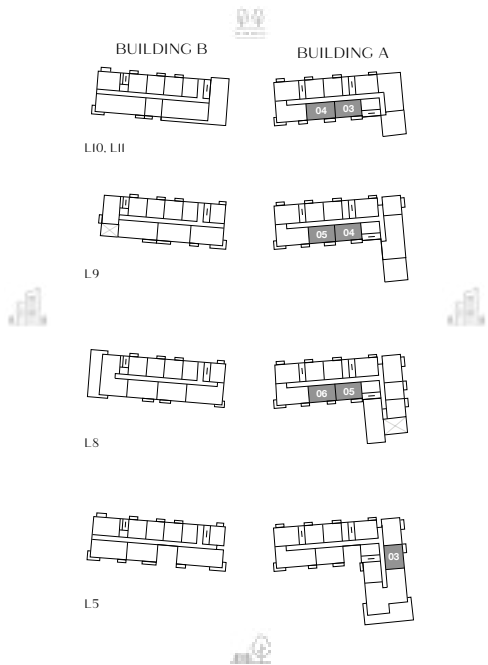


| BUILDING | UNIT NUMBER | SUITE AREA |         | BALCONY AREA |       | TOTAL AREA |         |
|----------|-------------|------------|---------|--------------|-------|------------|---------|
|          |             | SQM        | SQFT    | SQM          | SQFT  | SQM        | SQFT    |
| A        | 201-901     | 108.99     | 1173.16 | 6.31         | 67.92 | 115.30     | 1241.08 |
|          | 101         | 108.99     | 1173.16 | 6.32         | 68.03 | 115.31     | 1241.19 |
|          | 207         | 103.84     | 1117.72 | 6.54         | 70.40 | 110.38     | 1188.12 |
|          | 301         | 108.99     | 1173.16 | 6.17         | 66.41 | 115.16     | 1239.57 |
|          | 307         | 103.84     | 1117.72 | 6.54         | 70.40 | 110.38     | 1188.12 |
|          | 401         | 108.99     | 1173.16 | 6.27         | 67.49 | 115.26     | 1240.65 |
|          | 407         | 103.84     | 1117.72 | 6.54         | 70.40 | 110.38     | 1188.12 |
|          | 501         | 109.00     | 1173.27 | 6.31         | 67.92 | 115.31     | 1241.19 |
|          | 505         | 103.84     | 1117.72 | 6.54         | 70.40 | 110.38     | 1188.12 |
|          | 601         | 108.99     | 1173.16 | 6.28         | 67.60 | 115.27     | 1240.76 |
|          | 701         | 109.00     | 1173.27 | 6.31         | 67.92 | 115.31     | 1241.19 |
|          | 801         | 108.82     | 1171.33 | 6.31         | 67.92 | 115.13     | 1239.25 |
|          | 1001-1101   | 103.78     | 1117.08 | 6.35         | 68.35 | 110.13     | 1185.43 |

DISCLAIMER: PLANS, DETAILS AND UNIT ORIENTATION INCLUDED ARE INDICATIVE ONLY AND ARE SUBJECT TO CHANGE BY THE DEVELOPER/SELLER AT ITS SOLE DISCRETION WITHOUT NOTICE AND/OR LIABILITY. ALL IMAGES, INCLUDING FEATURES, FINISHES, FURNISHINGS, VIEW AND SCALE ARE ILLUSTRATIVE ONLY. FINAL AREAS, ORIENTATION, DIMENSIONS, LAYOUT AND MATERIALS MAY DIFFER FROM THOSE STATED.

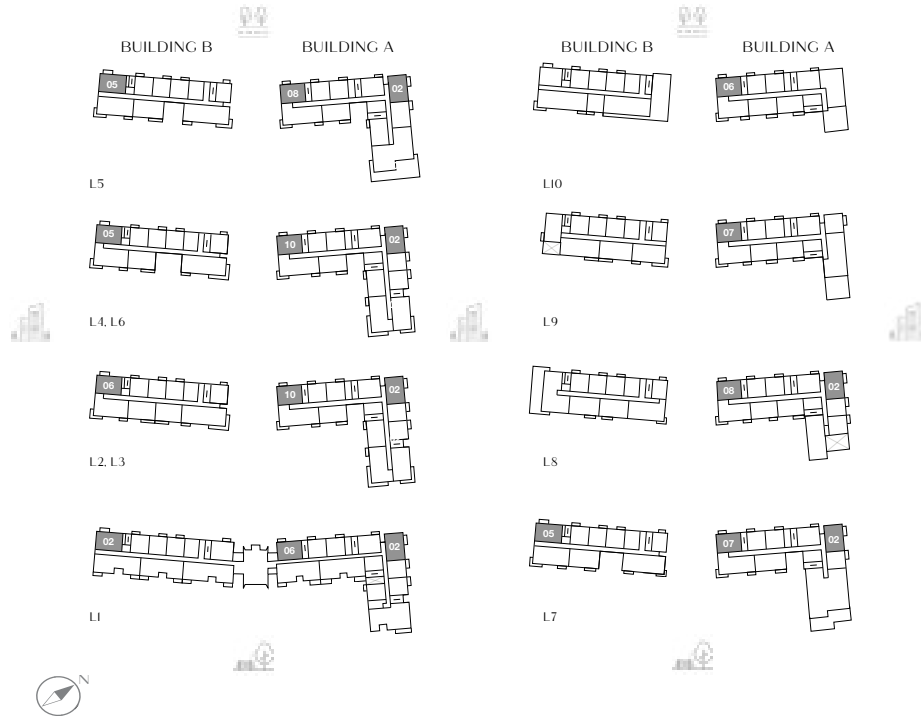


# 2-BEDROOM TYPE A - (M) A1, A2



| BUILDING | UNIT NUMBER       | SUITE AREA |         | BALCONY AREA |       | TOTAL AREA |         |
|----------|-------------------|------------|---------|--------------|-------|------------|---------|
|          |                   | SQM        | SQFT    | SQM          | SQFT  | SQM        | SQFT    |
| A        | 503               | 103.42     | 1113.20 | 6.69         | 72.01 | 110.11     | 1185.21 |
|          | 805-904-1003-1103 | 103.58     | 1114.93 | 6.53         | 70.29 | 110.11     | 1185.21 |
|          | 806               | 103.45     | 1113.53 | 8.48         | 91.28 | 111.93     | 1204.80 |
|          | 905-1004          | 103.45     | 1113.53 | 6.52         | 70.18 | 109.97     | 1183.71 |
|          | 1104              | 103.45     | 1113.53 | 6.35         | 68.35 | 109.80     | 1181.88 |

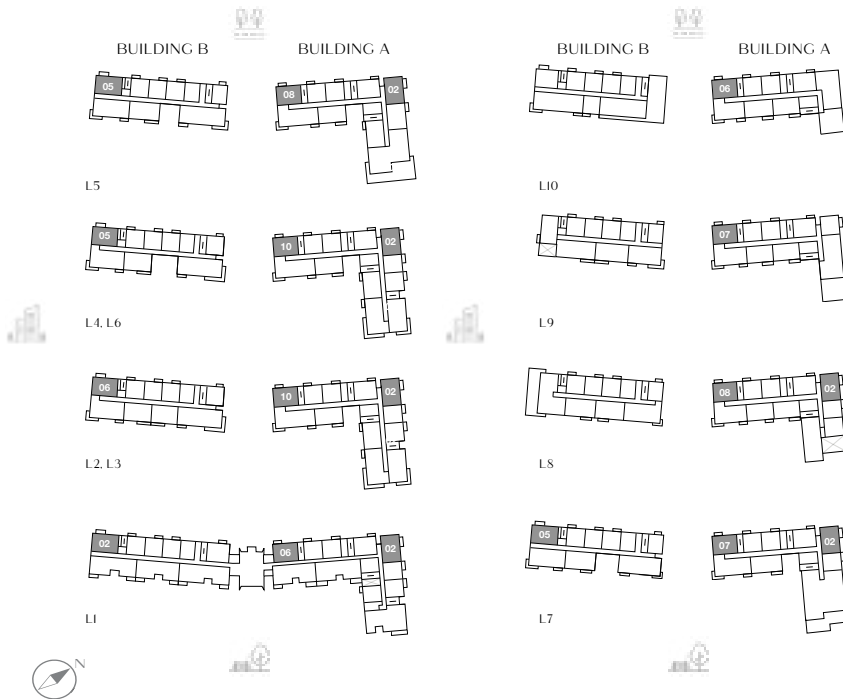
DISCLAIMER: PLANS, DETAILS AND UNIT ORIENTATION INCLUDED ARE INDICATIVE ONLY AND ARE SUBJECT TO CHANGE BY THE DEVELOPER/SELLER AT ITS SOLE DISCRETION WITHOUT NOTICE AND/OR LIABILITY. ALL IMAGES, INCLUDING FEATURES, FINISHES, FURNISHINGS, VIEW AND SCALE ARE ILLUSTRATIVE ONLY. FINAL AREAS, ORIENTATION, DIMENSIONS, LAYOUT AND MATERIALS MAY DIFFER FROM THOSE STATED.



| BUILDING | UNIT NUMBER              | SUITE AREA |         | BALCONY AREA |       | TOTAL AREA |         |
|----------|--------------------------|------------|---------|--------------|-------|------------|---------|
|          |                          | SQM        | SQFT    | SQM          | SQFT  | SQM        | SQFT    |
| A        | 102                      | 103.54     | 1114.50 | 6.49         | 69.86 | 110.03     | 1184.35 |
|          | 106-210-310-410-907-1006 | 103.56     | 1114.71 | 6.49         | 69.86 | 110.05     | 1184.57 |
|          | 202-302-402              | 103.55     | 1114.60 | 6.49         | 69.86 | 110.04     | 1184.46 |
|          | 502-702-802              | 103.55     | 1114.60 | 6.63         | 71.36 | 110.18     | 1185.97 |
|          | 508-602                  | 103.55     | 1114.60 | 6.60         | 71.04 | 110.15     | 1185.64 |
|          | 610                      | 103.56     | 1114.71 | 6.60         | 71.04 | 110.16     | 1185.75 |
|          | 707-808                  | 103.56     | 1114.71 | 6.63         | 71.36 | 110.19     | 1186.08 |

DISCLAIMER: PLANS, DETAILS AND UNIT ORIENTATION INCLUDED ARE INDICATIVE ONLY AND ARE SUBJECT TO CHANGE BY THE DEVELOPER/SELLER AT ITS SOLE DISCRETION WITHOUT NOTICE AND/OR LIABILITY. ALL IMAGES, INCLUDING FEATURES, FINISHES, FURNISHINGS, VIEW AND SCALE ARE ILLUSTRATIVE ONLY. FINAL AREAS, ORIENTATION, DIMENSIONS, LAYOUT AND MATERIALS MAY DIFFER FROM THOSE STATED.

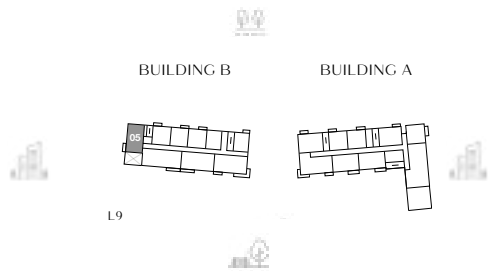




| BUILDING | UNIT NUMBER | SUITE AREA |         | BALCONY AREA |       | TOTAL AREA |         |
|----------|-------------|------------|---------|--------------|-------|------------|---------|
|          |             | SQM        | SQFT    | SQM          | SQFT  | SQM        | SQFT    |
| B        | 705         | 103.68     | 1116.00 | 6.49         | 69.86 | 110.17     | 1185.86 |
|          | 102         | 103.57     | 1114.82 | 6.35         | 68.35 | 109.92     | 1183.17 |
|          | 206-405     | 103.56     | 1114.71 | 6.49         | 69.86 | 110.05     | 1184.57 |
|          | 306-505-605 | 103.57     | 1114.82 | 6.49         | 69.86 | 110.06     | 1184.68 |

DISCLAIMER: PLANS, DETAILS AND UNIT ORIENTATION INCLUDED ARE INDICATIVE ONLY AND ARE SUBJECT TO CHANGE BY THE DEVELOPER/SELLER AT ITS SOLE DISCRETION WITHOUT NOTICE AND/OR LIABILITY. ALL IMAGES, INCLUDING FEATURES, FINISHES, FURNISHINGS, VIEW AND SCALE ARE ILLUSTRATIVE ONLY. FINAL AREAS, ORIENTATION, DIMENSIONS, LAYOUT AND MATERIALS MAY DIFFER FROM THOSE STATED.

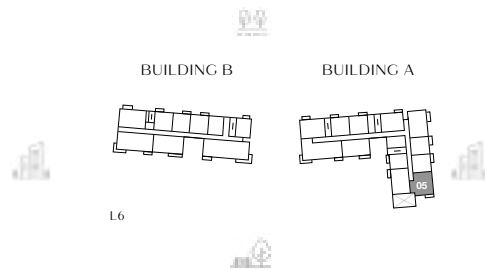




| BUILDING | UNIT NUMBER | SUITE AREA |         | BALCONY AREA |       | TOTAL AREA |         |
|----------|-------------|------------|---------|--------------|-------|------------|---------|
|          |             | SQM        | SQFT    | SQM          | SQFT  | SQM        | SQFT    |
| B        | 905         | 111.22     | 1197.16 | 6.36         | 68.46 | 117.58     | 1265.62 |

DISCLAIMER: PLANS, DETAILS AND UNIT ORIENTATION INCLUDED ARE INDICATIVE ONLY AND ARE SUBJECT TO CHANGE BY THE DEVELOPER/SELLER AT ITS SOLE DISCRETION WITHOUT NOTICE AND/OR LIABILITY. ALL IMAGES, INCLUDING FEATURES, FINISHES, FURNISHINGS, VIEW AND SCALE ARE ILLUSTRATIVE ONLY. FINAL AREAS, ORIENTATION, DIMENSIONS, LAYOUT AND MATERIALS MAY DIFFER FROM THOSE STATED.





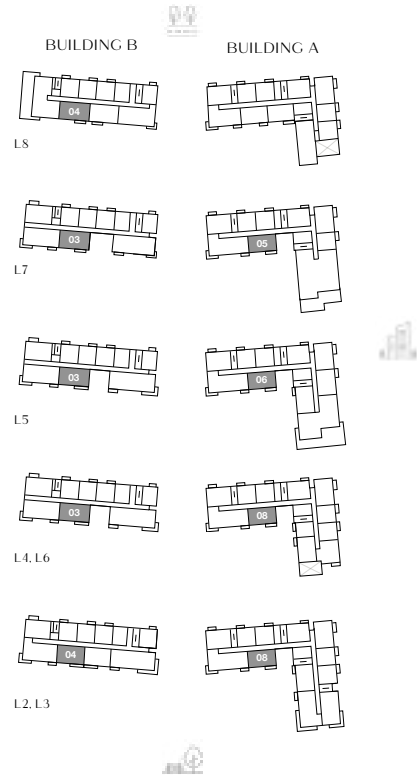
| BUILDING | UNIT NUMBER | SUITE AREA |         | BALCONY AREA |       | TOTAL AREA |         |
|----------|-------------|------------|---------|--------------|-------|------------|---------|
|          |             | SQM        | SQFT    | SQM          | SQFT  | SQM        | SQFT    |
| A        | 605         | 117.47     | 1264.44 | 8.25         | 88.80 | 125.72     | 1353.24 |

DISCLAIMER: PLANS, DETAILS AND UNIT ORIENTATION INCLUDED ARE INDICATIVE ONLY AND ARE SUBJECT TO CHANGE BY THE DEVELOPER/SELLER AT ITS SOLE DISCRETION WITHOUT NOTICE AND/OR LIABILITY. ALL IMAGES, INCLUDING FEATURES, FINISHES, FURNISHINGS, VIEW AND SCALE ARE ILLUSTRATIVE ONLY. FINAL AREAS, ORIENTATION, DIMENSIONS, LAYOUT AND MATERIALS MAY DIFFER FROM THOSE STATED.



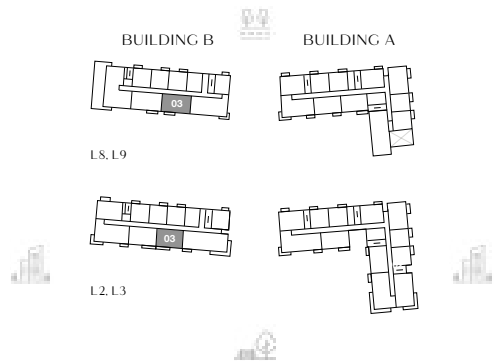
| BUILDING | UNIT NUMBER | SUITE AREA |         | BALCONY AREA |       | TOTAL AREA |         |
|----------|-------------|------------|---------|--------------|-------|------------|---------|
|          |             | SQM        | SQFT    | SQM          | SQFT  | SQM        | SQFT    |
| A        | 606         | 103.66     | 1115.79 | 4.99         | 53.71 | 108.65     | 1169.50 |

DISCLAIMER: PLANS, DETAILS AND UNIT ORIENTATION INCLUDED ARE INDICATIVE ONLY AND ARE SUBJECT TO CHANGE BY THE DEVELOPER/SELLER AT ITS SOLE DISCRETION WITHOUT NOTICE AND/OR LIABILITY. ALL IMAGES, INCLUDING FEATURES, FINISHES, FURNISHINGS, VIEW AND SCALE ARE ILLUSTRATIVE ONLY. FINAL AREAS, ORIENTATION, DIMENSIONS, LAYOUT AND MATERIALS MAY DIFFER FROM THOSE STATED.



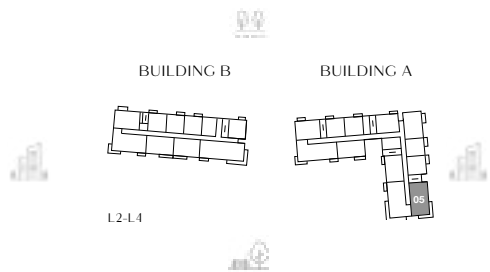
| BUILDING | UNIT NUMBER     | SUITE AREA |         | BALCONY AREA |       | TOTAL AREA |         |
|----------|-----------------|------------|---------|--------------|-------|------------|---------|
|          |                 | SQM        | SQFT    | SQM          | SQFT  | SQM        | SQFT    |
| A        | 208-408-506-705 | 120.67     | 1298.88 | 8.29         | 89.23 | 128.96     | 1388.11 |
|          | 308             | 120.69     | 1299.10 | 8.29         | 89.23 | 128.98     | 1388.33 |
|          | 608             | 120.67     | 1298.88 | 8.28         | 89.13 | 128.95     | 1388.01 |
| B        | 204-304-804     | 120.49     | 1296.94 | 8.27         | 89.02 | 128.76     | 1385.96 |
|          | 403             | 120.12     | 1292.96 | 8.27         | 89.02 | 128.39     | 1381.98 |
|          | 503-603         | 120.09     | 1292.64 | 8.27         | 89.02 | 128.36     | 1381.66 |
|          | 703             | 120.67     | 1298.88 | 8.27         | 89.02 | 128.94     | 1387.90 |

DISCLAIMER: PLANS, DETAILS AND UNIT ORIENTATION INCLUDED ARE INDICATIVE ONLY AND ARE SUBJECT TO CHANGE BY THE DEVELOPER/SELLER AT ITS SOLE DISCRETION WITHOUT NOTICE AND/OR LIABILITY. ALL IMAGES, INCLUDING FEATURES, FINISHES, FURNISHINGS, VIEW AND SCALE ARE ILLUSTRATIVE ONLY. FINAL AREAS, ORIENTATION, DIMENSIONS, LAYOUT AND MATERIALS MAY DIFFER FROM THOSE STATED.



| BUILDING | UNIT NUMBER     | SUITE AREA |         | BALCONY AREA |        | TOTAL AREA |         |
|----------|-----------------|------------|---------|--------------|--------|------------|---------|
|          |                 | SQM        | SQFT    | SQM          | SQFT   | SQM        | SQFT    |
| B        | 203-303-803-903 | 120.87     | 1301.03 | 9.88         | 106.35 | 130.75     | 1407.38 |


DISCLAIMER: PLANS, DETAILS AND UNIT ORIENTATION INCLUDED ARE INDICATIVE ONLY AND ARE SUBJECT TO CHANGE BY THE DEVELOPER/SELLER AT ITS SOLE DISCRETION WITHOUT NOTICE AND/OR LIABILITY. ALL IMAGES, INCLUDING FEATURES, FINISHES, FURNISHINGS, VIEW AND SCALE ARE ILLUSTRATIVE ONLY. FINAL AREAS, ORIENTATION, DIMENSIONS, LAYOUT AND MATERIALS MAY DIFFER FROM THOSE STATED.



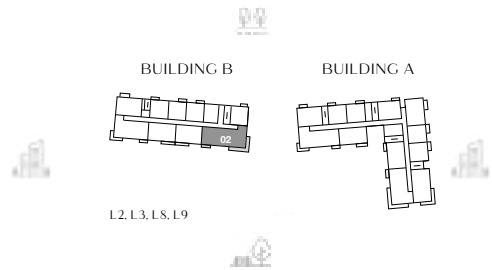
| BUILDING | UNIT NUMBER | SUITE AREA |         | BALCONY AREA |        | TOTAL AREA |         |
|----------|-------------|------------|---------|--------------|--------|------------|---------|
|          |             | SQM        | SQFT    | SQM          | SQFT   | SQM        | SQFT    |
| A        | 205         | 124.45     | 1339.57 | 13.88        | 149.40 | 138.33     | 1488.97 |
|          | 305         | 124.45     | 1339.57 | 14.21        | 152.96 | 138.66     | 1492.52 |
|          | 405         | 124.47     | 1339.78 | 14.21        | 152.96 | 138.68     | 1492.74 |

DISCLAIMER: PLANS, DETAILS AND UNIT ORIENTATION INCLUDED ARE INDICATIVE ONLY AND ARE SUBJECT TO CHANGE BY THE DEVELOPER/SELLER AT ITS SOLE DISCRETION WITHOUT NOTICE AND/OR LIABILITY. ALL IMAGES, INCLUDING FEATURES, FINISHES, FURNISHINGS, VIEW AND SCALE ARE ILLUSTRATIVE ONLY. FINAL AREAS, ORIENTATION, DIMENSIONS, LAYOUT AND MATERIALS MAY DIFFER FROM THOSE STATED.

3 - BEDROOM

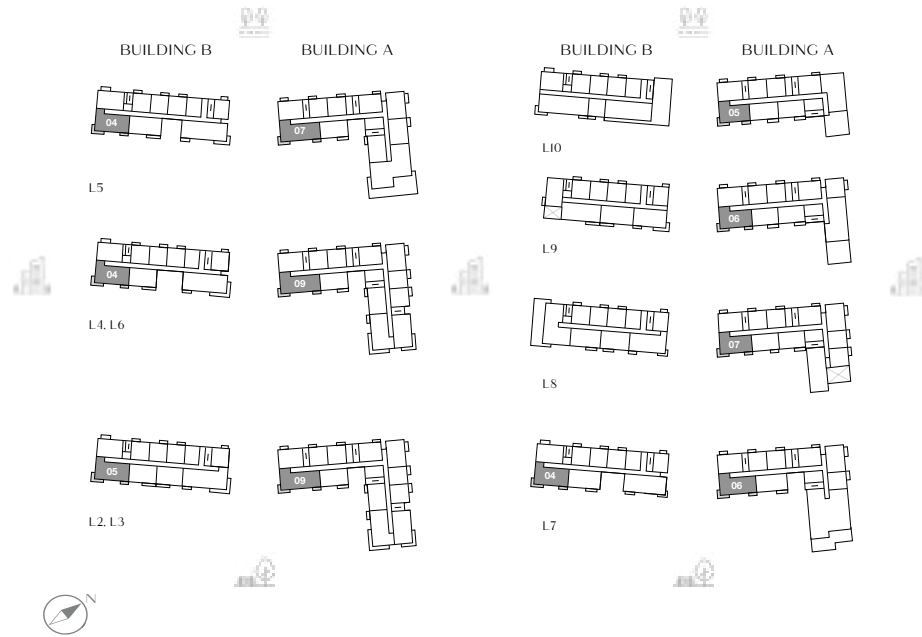


APARTMENT



| BUILDING | UNIT NUMBER | SUITE AREA |         | BALCONY AREA |        | TOTAL AREA |         |
|----------|-------------|------------|---------|--------------|--------|------------|---------|
|          |             | SQM        | SQFT    | SQM          | SQFT   | SQM        | SQFT    |
| B        | 202         | 147.92     | 1592.20 | 20.20        | 217.43 | 168.12     | 1809.63 |
|          | 302         | 147.91     | 1592.09 | 20.19        | 217.32 | 168.10     | 1809.41 |
|          | 802         | 147.90     | 1591.98 | 20.20        | 217.43 | 168.10     | 1809.41 |
|          | 902         | 147.82     | 1591.12 | 20.19        | 217.32 | 168.01     | 1808.44 |

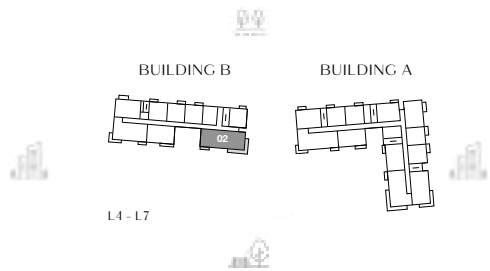
DISCLAIMER: PLANS, DETAILS AND UNIT ORIENTATION INCLUDED ARE INDICATIVE ONLY AND ARE SUBJECT TO CHANGE BY THE DEVELOPER/SELLER AT ITS SOLE DISCRETION WITHOUT NOTICE AND/OR LIABILITY. ALL IMAGES, INCLUDING FEATURES, FINISHES, FURNISHINGS, VIEW AND SCALE ARE ILLUSTRATIVE ONLY. FINAL AREAS, ORIENTATION, DIMENSIONS, LAYOUT AND MATERIALS MAY DIFFER FROM THOSE STATED.



| BUILDING | UNIT NUMBER             | SUITE AREA |         | BALCONY AREA |        | TOTAL AREA |         |
|----------|-------------------------|------------|---------|--------------|--------|------------|---------|
|          |                         | SQM        | SQFT    | SQM          | SQFT   | SQM        | SQFT    |
| A        | 209                     | 148.04     | 1593.49 | 20.09        | 216.25 | 168.13     | 1809.74 |
|          | 309                     | 148.07     | 1593.81 | 19.73        | 212.37 | 167.80     | 1806.18 |
|          | 409                     | 148.07     | 1593.81 | 20.05        | 215.82 | 168.12     | 1809.63 |
|          | 507                     | 148.09     | 1594.03 | 20.02        | 215.49 | 168.11     | 1809.52 |
|          | 609                     | 148.07     | 1593.81 | 20.01        | 215.39 | 168.08     | 1809.20 |
|          | 706                     | 148.07     | 1593.81 | 20.09        | 216.25 | 168.16     | 1810.06 |
|          | 807                     | 148.07     | 1593.81 | 20.19        | 217.32 | 168.26     | 1811.14 |
|          | 906                     | 148.06     | 1593.70 | 20.20        | 217.43 | 168.26     | 1811.14 |
|          | 1005                    | 148.07     | 1593.81 | 20.20        | 217.43 | 168.27     | 1811.24 |
| B        | 205-305-404-504-604-704 | 148.06     | 1593.70 | 20.20        | 217.43 | 168.26     | 1811.14 |

DISCLAIMER: PLANS, DETAILS AND UNIT ORIENTATION INCLUDED ARE INDICATIVE ONLY AND ARE SUBJECT TO CHANGE BY THE DEVELOPER/SELLER AT ITS SOLE DISCRETION WITHOUT NOTICE AND/OR LIABILITY. ALL IMAGES, INCLUDING FEATURES, FINISHES, FURNISHINGS, VIEW AND SCALE ARE ILLUSTRATIVE ONLY. FINAL AREAS, ORIENTATION, DIMENSIONS, LAYOUT AND MATERIALS MAY DIFFER FROM THOSE STATED.

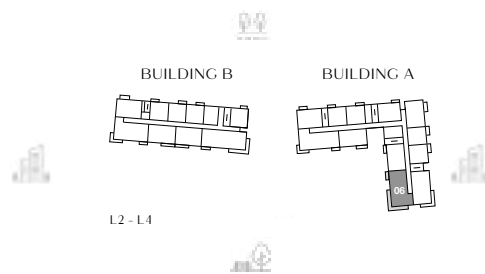




| BUILDING | UNIT NUMBER     | SUITE AREA |         | BALCONY AREA |        | TOTAL AREA |         |
|----------|-----------------|------------|---------|--------------|--------|------------|---------|
|          |                 | SQM        | SQFT    | SQM          | SQFT   | SQM        | SQFT    |
| B        | 402-502-602-702 | 180.30     | 1940.73 | 21.71        | 233.68 | 202.01     | 2174.42 |

DISCLAIMER: PLANS, DETAILS AND UNIT ORIENTATION INCLUDED ARE INDICATIVE ONLY AND ARE SUBJECT TO CHANGE BY THE DEVELOPER/SELLER AT ITS SOLE DISCRETION WITHOUT NOTICE AND/OR LIABILITY. ALL IMAGES, INCLUDING FEATURES, FINISHES, FURNISHINGS, VIEW AND SCALE ARE ILLUSTRATIVE ONLY. FINAL AREAS, ORIENTATION, DIMENSIONS, LAYOUT AND MATERIALS MAY DIFFER FROM THOSE STATED.

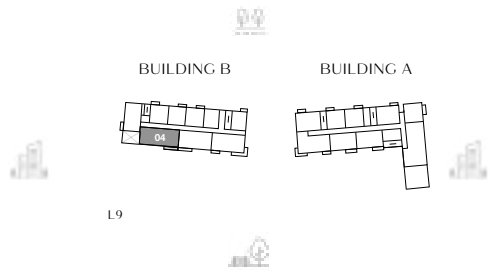




| BUILDING | UNIT NUMBER | SUITE AREA |         | BALCONY AREA |        | TOTAL AREA |         |
|----------|-------------|------------|---------|--------------|--------|------------|---------|
|          |             | SQM        | SQFT    | SQM          | SQFT   | SQM        | SQFT    |
| A        | 206         | 147.37     | 1586.28 | 33.92        | 365.11 | 181.29     | 1951.39 |
|          | 306         | 147.34     | 1585.95 | 33.88        | 364.68 | 181.22     | 1950.64 |
|          | 406         | 147.37     | 1586.28 | 33.76        | 363.39 | 181.13     | 1949.67 |

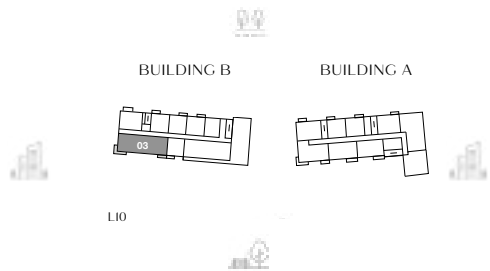
DISCLAIMER: PLANS, DETAILS AND UNIT ORIENTATION INCLUDED ARE INDICATIVE ONLY AND ARE SUBJECT TO CHANGE BY THE DEVELOPER/SELLER AT ITS SOLE DISCRETION WITHOUT NOTICE AND/OR LIABILITY. ALL IMAGES, INCLUDING FEATURES, FINISHES, FURNISHINGS, VIEW AND SCALE ARE ILLUSTRATIVE ONLY. FINAL AREAS, ORIENTATION, DIMENSIONS, LAYOUT AND MATERIALS MAY DIFFER FROM THOSE STATED.

# 3-BEDROOM TYPE D



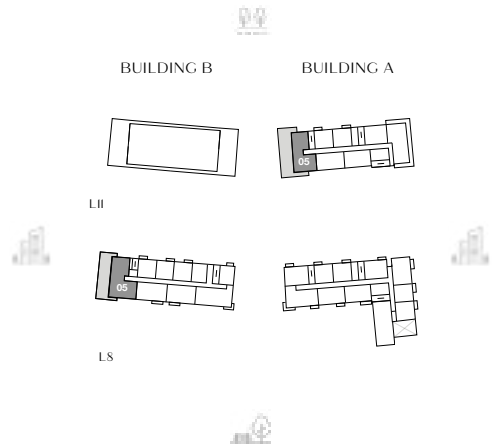
| BUILDING | UNIT NUMBER | SUITE AREA |         | BALCONY AREA |       | TOTAL AREA |         |
|----------|-------------|------------|---------|--------------|-------|------------|---------|
|          |             | SQM        | SQFT    | SQM          | SQFT  | SQM        | SQFT    |
| B        | 904         | 154.03     | 1657.97 | 8.27         | 89.02 | 162.30     | 1746.98 |

DISCLAIMER: PLANS, DETAILS AND UNIT ORIENTATION INCLUDED ARE INDICATIVE ONLY AND ARE SUBJECT TO CHANGE BY THE DEVELOPER/SELLER AT ITS SOLE DISCRETION WITHOUT NOTICE AND/OR LIABILITY. ALL IMAGES, INCLUDING FEATURES, FINISHES, FURNISHINGS, VIEW AND SCALE ARE ILLUSTRATIVE ONLY. FINAL AREAS, ORIENTATION, DIMENSIONS, LAYOUT AND MATERIALS MAY DIFFER FROM THOSE STATED.



| BUILDING                             | UNIT NUMBER        | SUITE AREA |         | BALCONY AREA |        | TOTAL AREA |         |
|--------------------------------------|--------------------|------------|---------|--------------|--------|------------|---------|
|                                      |                    | SQM        | SQFT    | SQM          | SQFT   | SQM        | SQFT    |
| B<br>(With<br>Double-Height<br>Void) | 1003 (Lower Level) | 173.66     | 1869.26 | 20.96        | 225.61 | 194.62     | 2094.87 |
|                                      | 1003 (Upper Level) | 4.20       | 45.21   | 0.00         | 0.00   | 4.20       | 45.21   |
|                                      | 1003 (Total)       | 177.86     | 1914.47 | 20.96        | 225.61 | 198.82     | 2140.08 |

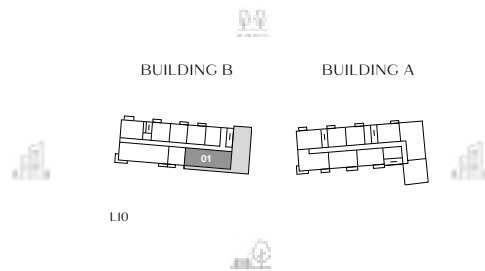
DISCLAIMER: PLANS, DETAILS AND UNIT ORIENTATION INCLUDED ARE INDICATIVE ONLY AND ARE SUBJECT TO CHANGE BY THE DEVELOPER/SELLER AT ITS SOLE DISCRETION WITHOUT NOTICE AND/OR LIABILITY. ALL IMAGES, INCLUDING FEATURES, FINISHES, FURNISHINGS, VIEW AND SCALE ARE ILLUSTRATIVE ONLY. FINAL AREAS, ORIENTATION, DIMENSIONS, LAYOUT AND MATERIALS MAY DIFFER FROM THOSE STATED.



| BUILDING                       | UNIT NUMBER        | SUITE AREA |         | BALCONY AREA |         | TOTAL AREA |         |
|--------------------------------|--------------------|------------|---------|--------------|---------|------------|---------|
|                                |                    | SQM        | SQFT    | SQM          | SQFT    | SQM        | SQFT    |
| A<br>(With Double-Height Void) | 1105 (Lower Level) | 189.54     | 2040.19 | 127.84       | 1376.06 | 317.38     | 3416.25 |
|                                | 1105 (Upper Level) | 3.23       | 34.77   | 0.00         | 0.00    | 3.23       | 34.77   |
|                                | 1105 (Total)       | 192.77     | 2074.96 | 127.84       | 1376.06 | 320.61     | 3451.02 |
| B<br>(With Double-Height Void) | 805 (Lower Level)  | 189.48     | 2039.55 | 127.87       | 1376.38 | 317.35     | 3415.93 |
|                                | 805 (Upper Level)  | 3.50       | 37.67   | 0.00         | 0.00    | 3.50       | 37.67   |
|                                | 805 (Total)        | 192.98     | 2077.22 | 127.87       | 1376.38 | 320.85     | 3453.60 |

DISCLAIMER: PLANS, DETAILS AND UNIT ORIENTATION INCLUDED ARE INDICATIVE ONLY AND ARE SUBJECT TO CHANGE BY THE DEVELOPER/SELLER AT ITS SOLE DISCRETION WITHOUT NOTICE AND/OR LIABILITY. ALL IMAGES, INCLUDING FEATURES, FINISHES, FURNISHINGS, VIEW AND SCALE ARE ILLUSTRATIVE ONLY. FINAL AREAS, ORIENTATION, DIMENSIONS, LAYOUT AND MATERIALS MAY DIFFER FROM THOSE STATED.

# 3-BEDROOM TYPE C

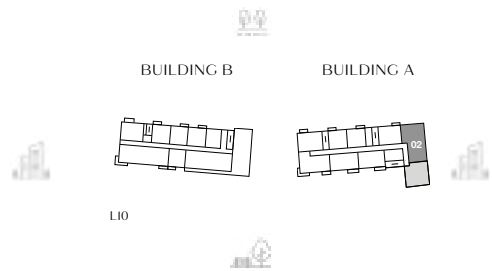


| BUILDING                             | UNIT NUMBER        | SUITE AREA |         | BALCONY AREA |         | TOTAL AREA |         |
|--------------------------------------|--------------------|------------|---------|--------------|---------|------------|---------|
|                                      |                    | SQM        | SQFT    | SQM          | SQFT    | SQM        | SQFT    |
| B<br>(With<br>Double-Height<br>Void) | 1001 (Lower Level) | 176.54     | 1900.26 | 230.03       | 2476.02 | 406.57     | 4376.28 |
|                                      | 1001 (Upper Level) | 4.08       | 43.92   | 0.00         | 0.00    | 4.08       | 43.92   |
|                                      | 1001 (Total)       | 180.62     | 1944.18 | 230.03       | 2476.02 | 410.65     | 4420.20 |

DISCLAIMER: PLANS, DETAILS AND UNIT ORIENTATION INCLUDED ARE INDICATIVE ONLY AND ARE SUBJECT TO CHANGE BY THE DEVELOPER/SELLER AT ITS SOLE DISCRETION WITHOUT NOTICE AND/OR LIABILITY. ALL IMAGES, INCLUDING FEATURES, FINISHES, FURNISHINGS, VIEW AND SCALE ARE ILLUSTRATIVE ONLY. FINAL AREAS, ORIENTATION, DIMENSIONS, LAYOUT AND MATERIALS MAY DIFFER FROM THOSE STATED.

# 3-BEDROOM TYPE K

CITY WALK  
CRESTLANE

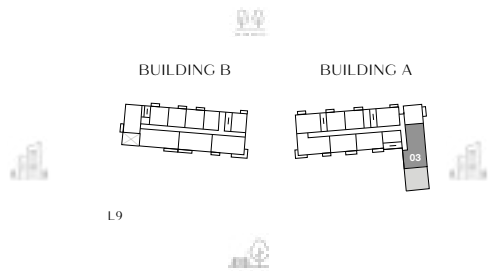


| BUILDING | UNIT NUMBER | SUITE AREA |         | BALCONY AREA |        | TOTAL AREA |         |
|----------|-------------|------------|---------|--------------|--------|------------|---------|
|          |             | SQM        | SQFT    | SQM          | SQFT   | SQM        | SQFT    |
| A        | 1002        | 177.77     | 1913.50 | 90.38        | 972.84 | 268.15     | 2886.34 |

DISCLAIMER: PLANS, DETAILS AND UNIT ORIENTATION INCLUDED ARE INDICATIVE ONLY AND ARE SUBJECT TO CHANGE BY THE DEVELOPER/SELLER AT ITS SOLE DISCRETION WITHOUT NOTICE AND/OR LIABILITY. ALL IMAGES, INCLUDING FEATURES, FINISHES, FURNISHINGS, VIEW AND SCALE ARE ILLUSTRATIVE ONLY. FINAL AREAS, ORIENTATION, DIMENSIONS, LAYOUT AND MATERIALS MAY DIFFER FROM THOSE STATED.



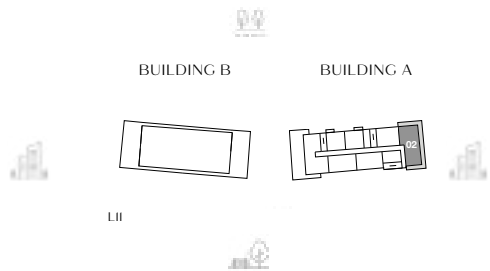
# 3-BEDROOM TYPE L



| BUILDING | UNIT NUMBER | SUITE AREA |         | BALCONY AREA |        | TOTAL AREA |         |
|----------|-------------|------------|---------|--------------|--------|------------|---------|
|          |             | SQM        | SQFT    | SQM          | SQFT   | SQM        | SQFT    |
| A        | 903         | 176.87     | 1903.81 | 75.16        | 809.02 | 252.03     | 2712.83 |

DISCLAIMER: PLANS, DETAILS AND UNIT ORIENTATION INCLUDED ARE INDICATIVE ONLY AND ARE SUBJECT TO CHANGE BY THE DEVELOPER/SELLER AT ITS SOLE DISCRETION WITHOUT NOTICE AND/OR LIABILITY. ALL IMAGES, INCLUDING FEATURES, FINISHES, FURNISHINGS, VIEW AND SCALE ARE ILLUSTRATIVE ONLY. FINAL AREAS, ORIENTATION, DIMENSIONS, LAYOUT AND MATERIALS MAY DIFFER FROM THOSE STATED.

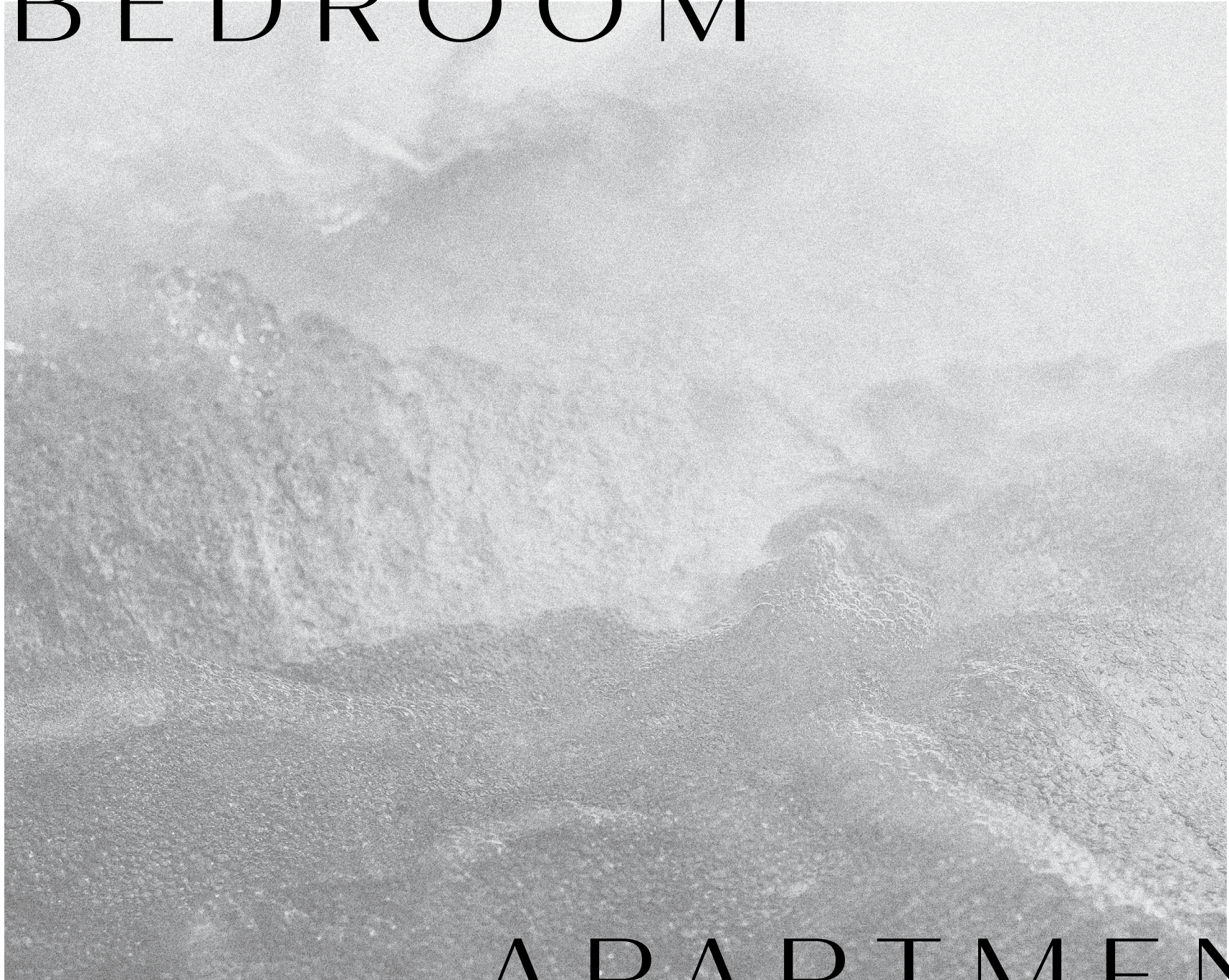




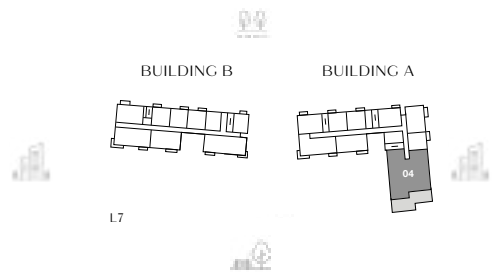
| BUILDING                             | UNIT NUMBER        | SUITE AREA |         | BALCONY AREA |        | TOTAL AREA |         |
|--------------------------------------|--------------------|------------|---------|--------------|--------|------------|---------|
|                                      |                    | SQM        | SQFT    | SQM          | SQFT   | SQM        | SQFT    |
| A<br>(With<br>Double-Height<br>Void) | 1102 (Lower Level) | 177.87     | 1914.58 | 52.32        | 563.17 | 230.19     | 2477.74 |
|                                      | 1102 (Upper Level) | 3.15       | 33.91   | 0.00         | 0.00   | 3.15       | 33.91   |
|                                      | 1102 (Total)       | 181.02     | 1948.48 | 52.32        | 563.17 | 233.34     | 2511.65 |

DISCLAIMER: PLANS, DETAILS AND UNIT ORIENTATION INCLUDED ARE INDICATIVE ONLY AND ARE SUBJECT TO CHANGE BY THE DEVELOPER/SELLER AT ITS SOLE DISCRETION WITHOUT NOTICE AND/OR LIABILITY. ALL IMAGES, INCLUDING FEATURES, FINISHES, FURNISHINGS, VIEW AND SCALE ARE ILLUSTRATIVE ONLY. FINAL AREAS, ORIENTATION, DIMENSIONS, LAYOUT AND MATERIALS MAY DIFFER FROM THOSE STATED.

4 - BEDROOM

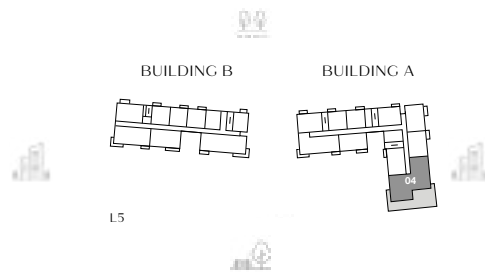


APARTMENT



| BUILDING                    | UNIT NUMBER       | SUITE AREA |         | BALCONY AREA |         | TOTAL AREA |         |
|-----------------------------|-------------------|------------|---------|--------------|---------|------------|---------|
|                             |                   | SQM        | SQFT    | SQM          | SQFT    | SQM        | SQFT    |
| A (With Double-Height Void) | 704 (Lower Level) | 277.46     | 2986.55 | 166.12       | 1788.10 | 443.58     | 4774.66 |
|                             | 704 (Upper Level) | 4.21       | 45.32   | 0.00         | 0.00    | 4.21       | 45.32   |
|                             | 704 (Total)       | 281.67     | 3031.87 | 166.12       | 1788.10 | 447.79     | 4819.97 |

DISCLAIMER: PLANS, DETAILS AND UNIT ORIENTATION INCLUDED ARE INDICATIVE ONLY AND ARE SUBJECT TO CHANGE BY THE DEVELOPER/SELLER AT ITS SOLE DISCRETION WITHOUT NOTICE AND/OR LIABILITY. ALL IMAGES, INCLUDING FEATURES, FINISHES, FURNISHINGS, VIEW AND SCALE ARE ILLUSTRATIVE ONLY. FINAL AREAS, ORIENTATION, DIMENSIONS, LAYOUT AND MATERIALS MAY DIFFER FROM THOSE STATED.



| BUILDING                    | UNIT NUMBER       | SUITE AREA |         | BALCONY AREA |         | TOTAL AREA |         |
|-----------------------------|-------------------|------------|---------|--------------|---------|------------|---------|
|                             |                   | SQM        | SQFT    | SQM          | SQFT    | SQM        | SQFT    |
| A (With Double-Height Void) | 504 (Lower Level) | 275.07     | 2960.83 | 150.61       | 1621.15 | 425.68     | 4581.98 |
|                             | 504 (Upper Level) | 5.27       | 56.73   | 0.00         | 0.00    | 5.27       | 56.73   |
|                             | 504 (Total)       | 280.34     | 3017.55 | 150.61       | 1621.15 | 430.95     | 4638.71 |

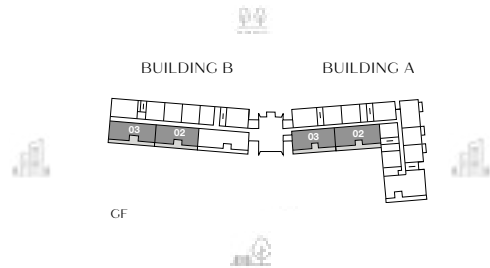
DISCLAIMER: PLANS, DETAILS AND UNIT ORIENTATION INCLUDED ARE INDICATIVE ONLY AND ARE SUBJECT TO CHANGE BY THE DEVELOPER/SELLER AT ITS SOLE DISCRETION WITHOUT NOTICE AND/OR LIABILITY. ALL IMAGES, INCLUDING FEATURES, FINISHES, FURNISHINGS, VIEW AND SCALE ARE ILLUSTRATIVE ONLY. FINAL AREAS, ORIENTATION, DIMENSIONS, LAYOUT AND MATERIALS MAY DIFFER FROM THOSE STATED.

4 - BEDROOM



DUPLEX

# DUPLEX TYPE A LOWER LEVEL

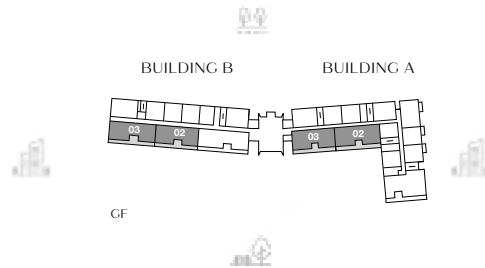


| BUILDING                       | UNIT NUMBER       | SUITE AREA |         | BALCONY AREA |         | TOTAL AREA |         |
|--------------------------------|-------------------|------------|---------|--------------|---------|------------|---------|
|                                |                   | SQM        | SQFT    | SQM          | SQFT    | SQM        | SQFT    |
| A<br>(With Double-Height Void) | G02 (Lower Level) | 168.76     | 1816.52 | 100.35       | 1080.16 | 269.11     | 2896.68 |
|                                | G02 (Upper Level) | 147.67     | 1589.51 | 10.41        | 112.05  | 158.08     | 1701.56 |
|                                | G02 (Total)       | 316.43     | 3406.02 | 110.76       | 1192.21 | 427.19     | 4598.23 |
| A<br>(With Double-Height Void) | G03 (Lower Level) | 168.38     | 1812.43 | 100.22       | 1078.76 | 268.60     | 2891.19 |
|                                | G03 (Upper Level) | 147.29     | 1585.42 | 10.34        | 111.30  | 157.63     | 1696.72 |
|                                | G03 (Total)       | 315.67     | 3397.84 | 110.56       | 1190.06 | 426.23     | 4587.90 |

| BUILDING                       | UNIT NUMBER       | SUITE AREA |         | BALCONY AREA |         | TOTAL AREA |         |
|--------------------------------|-------------------|------------|---------|--------------|---------|------------|---------|
|                                |                   | SQM        | SQFT    | SQM          | SQFT    | SQM        | SQFT    |
| B<br>(With Double-Height Void) | G02 (Lower Level) | 168.45     | 1813.18 | 100.15       | 1078.01 | 268.60     | 2891.19 |
|                                | G02 (Upper Level) | 147.35     | 1586.06 | 10.36        | 111.51  | 157.71     | 1697.58 |
|                                | G02 (Total)       | 315.80     | 3399.24 | 110.51       | 1189.52 | 426.31     | 4588.76 |
| B<br>(With Double-Height Void) | G03 (Lower Level) | 168.38     | 1812.43 | 100.22       | 1078.76 | 268.60     | 2891.19 |
|                                | G03 (Upper Level) | 147.29     | 1585.42 | 10.34        | 111.30  | 157.63     | 1696.72 |
|                                | G03 (Total)       | 315.67     | 3397.84 | 110.56       | 1190.06 | 426.23     | 4587.90 |

DISCLAIMER: PLANS, DETAILS AND UNIT ORIENTATION INCLUDED ARE INDICATIVE ONLY AND ARE SUBJECT TO CHANGE BY THE DEVELOPER/SELLER AT ITS SOLE DISCRETION WITHOUT NOTICE AND/OR LIABILITY. ALL IMAGES, INCLUDING FEATURES, FINISHES, FURNISHINGS, VIEW AND SCALE ARE ILLUSTRATIVE ONLY. FINAL AREAS, ORIENTATION, DIMENSIONS, LAYOUT AND MATERIALS MAY DIFFER FROM THOSE STATED.

# DUPLEX TYPE A UPPER LEVEL

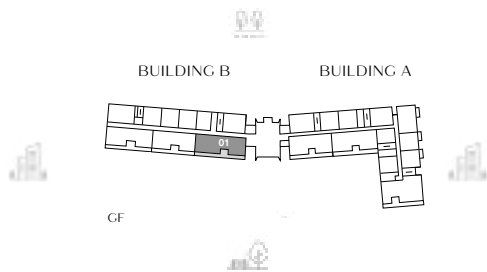


| BUILDING                             | UNIT NUMBER       | SUITE AREA |         | BALCONY AREA |         | TOTAL AREA |         |
|--------------------------------------|-------------------|------------|---------|--------------|---------|------------|---------|
|                                      |                   | SQM        | SQFT    | SQM          | SQFT    | SQM        | SQFT    |
| A<br>(With<br>Double-Height<br>Void) | G02 (Lower Level) | 168.76     | 1816.52 | 100.35       | 1080.16 | 269.11     | 2896.68 |
|                                      | G02 (Upper Level) | 147.67     | 1589.51 | 10.41        | 112.05  | 158.08     | 1701.56 |
|                                      | G02 (Total)       | 316.43     | 3406.02 | 110.76       | 1192.21 | 427.19     | 4598.23 |
| A<br>(With<br>Double-Height<br>Void) | G03 (Lower Level) | 168.38     | 1812.43 | 100.22       | 1078.76 | 268.60     | 2891.19 |
|                                      | G03 (Upper Level) | 147.29     | 1585.42 | 10.34        | 111.30  | 157.63     | 1696.72 |
|                                      | G03 (Total)       | 315.67     | 3397.84 | 110.56       | 1190.06 | 426.23     | 4587.90 |

| BUILDING                             | UNIT NUMBER       | SUITE AREA |         | BALCONY AREA |         | TOTAL AREA |         |
|--------------------------------------|-------------------|------------|---------|--------------|---------|------------|---------|
|                                      |                   | SQM        | SQFT    | SQM          | SQFT    | SQM        | SQFT    |
| B<br>(With<br>Double-Height<br>Void) | G02 (Lower Level) | 168.45     | 1813.18 | 100.15       | 1078.01 | 268.60     | 2891.19 |
|                                      | G02 (Upper Level) | 147.35     | 1586.06 | 10.36        | 111.51  | 157.71     | 1697.58 |
|                                      | G02 (Total)       | 315.80     | 3399.24 | 110.51       | 1189.52 | 426.31     | 4588.76 |
| B<br>(With<br>Double-Height<br>Void) | G03 (Lower Level) | 168.38     | 1812.43 | 100.22       | 1078.76 | 268.60     | 2891.19 |
|                                      | G03 (Upper Level) | 147.29     | 1585.42 | 10.34        | 111.30  | 157.63     | 1696.72 |
|                                      | G03 (Total)       | 315.67     | 3397.84 | 110.56       | 1190.06 | 426.23     | 4587.90 |

DISCLAIMER: PLANS, DETAILS AND UNIT ORIENTATION INCLUDED ARE INDICATIVE ONLY AND ARE SUBJECT TO CHANGE BY THE DEVELOPER/SELLER AT ITS SOLE DISCRETION WITHOUT NOTICE AND/OR LIABILITY. ALL IMAGES, INCLUDING FEATURES, FINISHES, FURNISHINGS, VIEW AND SCALE ARE ILLUSTRATIVE ONLY. FINAL AREAS, ORIENTATION, DIMENSIONS, LAYOUT AND MATERIALS MAY DIFFER FROM THOSE STATED.

# DUPLEX TYPE A LOWER LEVEL - (M)

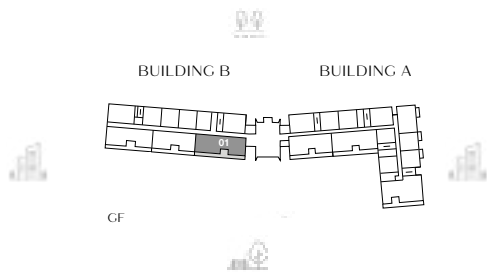


| BUILDING                             | UNIT NUMBER       | SUITE AREA |         | BALCONY AREA |         | TOTAL AREA |         |
|--------------------------------------|-------------------|------------|---------|--------------|---------|------------|---------|
|                                      |                   | SQM        | SQFT    | SQM          | SQFT    | SQM        | SQFT    |
| B<br>(With<br>Double-Height<br>Void) | G01 (Lower Level) | 168.39     | 1812.53 | 100.22       | 1078.76 | 268.61     | 2891.29 |
|                                      | G01 (Upper Level) | 147.29     | 1585.42 | 10.34        | 111.30  | 157.63     | 1696.72 |
|                                      | G01 (Total)       | 315.68     | 3397.95 | 110.56       | 1190.06 | 426.24     | 4588.01 |

DISCLAIMER: PLANS, DETAILS AND UNIT ORIENTATION INCLUDED ARE INDICATIVE ONLY AND ARE SUBJECT TO CHANGE BY THE DEVELOPER/SELLER AT ITS SOLE DISCRETION WITHOUT NOTICE AND/OR LIABILITY. ALL IMAGES, INCLUDING FEATURES, FINISHES, FURNISHINGS, VIEW AND SCALE ARE ILLUSTRATIVE ONLY. FINAL AREAS, ORIENTATION, DIMENSIONS, LAYOUT AND MATERIALS MAY DIFFER FROM THOSE STATED.



# DUPLEX TYPE A UPPER LEVEL - (M)

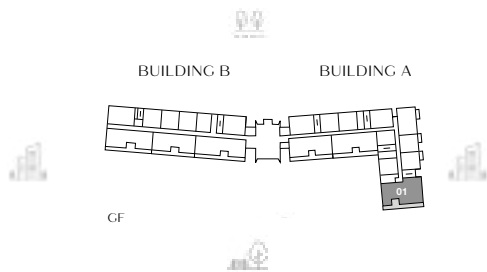


| BUILDING                             | UNIT NUMBER       | SUITE AREA |         | BALCONY AREA |         | TOTAL AREA |         |
|--------------------------------------|-------------------|------------|---------|--------------|---------|------------|---------|
|                                      |                   | SQM        | SQFT    | SQM          | SQFT    | SQM        | SQFT    |
| B<br>(With<br>Double-Height<br>Void) | G01 (Lower Level) | 168.39     | 1812.53 | 100.22       | 1078.76 | 268.61     | 2891.29 |
|                                      | G01 (Upper Level) | 147.29     | 1585.42 | 10.34        | 111.30  | 157.63     | 1696.72 |
|                                      | G01 (Total)       | 315.68     | 3397.95 | 110.56       | 1190.06 | 426.24     | 4588.01 |

DISCLAIMER: PLANS, DETAILS AND UNIT ORIENTATION INCLUDED ARE INDICATIVE ONLY AND ARE SUBJECT TO CHANGE BY THE DEVELOPER/SELLER AT ITS SOLE DISCRETION WITHOUT NOTICE AND/OR LIABILITY. ALL IMAGES, INCLUDING FEATURES, FINISHES, FURNISHINGS, VIEW AND SCALE ARE ILLUSTRATIVE ONLY. FINAL AREAS, ORIENTATION, DIMENSIONS, LAYOUT AND MATERIALS MAY DIFFER FROM THOSE STATED.

# DUPLEX TYPE B LOWER LEVEL

CITY WALK  
CRESTLANE



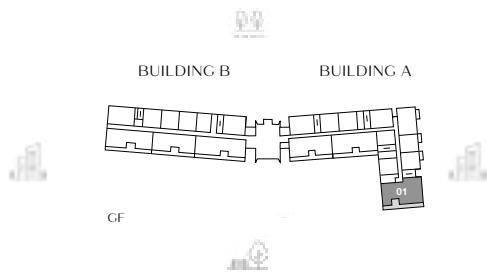
| BUILDING                             | UNIT NUMBER       | SUITE AREA |         | BALCONY AREA |         | TOTAL AREA |         |
|--------------------------------------|-------------------|------------|---------|--------------|---------|------------|---------|
|                                      |                   | SQM        | SQFT    | SQM          | SQFT    | SQM        | SQFT    |
| A<br>(With<br>Double-Height<br>Void) | G01 (Lower Level) | 177.63     | 1911.99 | 92.42        | 994.80  | 270.05     | 2906.79 |
|                                      | G01 (Upper Level) | 187.10     | 2013.93 | 6.06         | 65.23   | 193.16     | 2079.16 |
|                                      | G01 (Total)       | 364.73     | 3925.92 | 98.48        | 1060.03 | 463.21     | 4985.95 |

DISCLAIMER: PLANS, DETAILS AND UNIT ORIENTATION INCLUDED ARE INDICATIVE ONLY AND ARE SUBJECT TO CHANGE BY THE DEVELOPER/SELLER AT ITS SOLE DISCRETION WITHOUT NOTICE AND/OR LIABILITY. ALL IMAGES, INCLUDING FEATURES, FINISHES, FURNISHINGS, VIEW AND SCALE ARE ILLUSTRATIVE ONLY. FINAL AREAS, ORIENTATION, DIMENSIONS, LAYOUT AND MATERIALS MAY DIFFER FROM THOSE STATED.



# DUPLEX TYPE B UPPER LEVEL

CITY WALK  
CRESTLANE



| BUILDING                             | UNIT NUMBER       | SUITE AREA |         | BALCONY AREA |         | TOTAL AREA |         |
|--------------------------------------|-------------------|------------|---------|--------------|---------|------------|---------|
|                                      |                   | SQM        | SQFT    | SQM          | SQFT    | SQM        | SQFT    |
| A<br>(With<br>Double-Height<br>Void) | G01 (Lower Level) | 177.63     | 1911.99 | 92.42        | 994.80  | 270.05     | 2906.79 |
|                                      | G01 (Upper Level) | 187.10     | 2013.93 | 6.06         | 65.23   | 193.16     | 2079.16 |
|                                      | G01 (Total)       | 364.73     | 3925.92 | 98.48        | 1060.03 | 463.21     | 4985.95 |

DISCLAIMER: PLANS, DETAILS AND UNIT ORIENTATION INCLUDED ARE INDICATIVE ONLY AND ARE SUBJECT TO CHANGE BY THE DEVELOPER/SELLER AT ITS SOLE DISCRETION WITHOUT NOTICE AND/OR LIABILITY. ALL IMAGES, INCLUDING FEATURES, FINISHES, FURNISHINGS, VIEW AND SCALE ARE ILLUSTRATIVE ONLY. FINAL AREAS, ORIENTATION, DIMENSIONS, LAYOUT AND MATERIALS MAY DIFFER FROM THOSE STATED.





 MERAAS